



the line  
2024



Acrobat	60	Helios	608	Prato	666
Agos	550	Hello	564	Quda	556
Alf	648	Horizon	626	Radial canopies	671
Ambix	344	Iconic	88	Rail	508
Amplitude	488	Ikon	546	Rayen	28
Antiba	654	Iluna	596	Roy	298
Aoba	226	Ito	208	Savage	170
Arp	464	Jaap	420	Screen IP	662
Aston	618	Jaco	188	Shaker	566
Barrio	622	Kai	402	Sigua	174
Berry	308	Kali	632	Sinclair	230
Bias	148	Kalimba	432	Slick	66
Bilia	246	Kanji	200	Sophie	602
Bilia	612	Kashi	346	Special canopies	670
Bowl	318	Katana	76	Stealth	472
Brook	554	Kendo	540	Stellar	436
Candela	332	Kiwi	294	Stick	44
Cody	240	Konos	410	Storm	144
Confusio	270	Lake	398	Summit	114
Corinth	354	Lamina	476	Swing	468
Corum	460	Lap	166	Tablet	492
Cronos	132	Lars	406	Talis	262
Cymbal	428	Led canopies	673	Tangent	72
Delphi	366	Leo	80	Tao	590
Diaz	532	Linear	544	Task	646
Dizzy	636	Lou	324	Tatoo	524
Dodo	378	Lumien	276	Thela	644
Duel	502	Luxor	18	Tobiko	496
Ego	656	Madison	32	Tomix	560
Eigher	506	Match	498	Tomo	568
Eiko	214	Maya	452	Torsion	158
Enjoy	578	Miller	390	Tycon	192
Erie	440	Mingo	384	Umbra	528
Ermes	640	Naida	664	Uto	444
Espiril	140	Naji	650	Wallie	562
Estoril	180	Nucleo	152	Wapi	480
Fargo	394	Obo	220	Xavier	512
Febe	120	Ola	340	Yomo	448
Feral	184	Omeo	588	Yona	196
Ferro	536	Orbit	94	Zen	548
Flipper	628	Owu	336	Zigo	516
G9/GU10/E14/E27 canopies	672	Picas	586		
Gamer	520	Piccadilly	570		
Giotto	56	Pilon	584	Bathroom	611
Goji	288	Pivot	348	Codes index	676
Grill	424	Plato	252		
Gunnar	416	Plot	484		

---

# the line 2024

[www.redogroup.com](http://www.redogroup.com)



---

Quality, design, performance and versatility are the values that have guided Redo Group's journey for over 20 years.

Since 2000 we have been offering contemporary luminaires for both the commercial and residential sectors, effectively responding to the needs of such diverse spaces as offices and meeting rooms, hotels, educational centers, healthcare facilities, restaurants and homes.

The Redo Group 2024 collection renews the product lineup with new proposals that place the accent on a personal and high-performance design.

All our products are certified and use the latest technologies together with top quality materials, as a guarantee for the end user who will find refinement and daily gratification in the interaction with Redo Group branded lighting fixtures.

Calitatea, designul, performanța și versatilitatea sunt valorile care au ghidat itinerariul de peste 20 de ani al Redo Group.

Din anul 2000 propunem corpuri de iluminat contemporane atât pentru sectorul comercial cât și pentru cel rezidențial, răspunzând în mod eficient nevoilor unor spații atât de diverse precum birouri și săli de conferințe, hoteluri, centre educaționale, unități de sănătate, restaurante și case.

Linia de corpuri de iluminat Redo Group 2024 reînnoiește gama de produse cu noi sugestii care pun accentul pe un design personal și de înaltă performanță.

Toate produsele noastre sunt certificate și folosesc cele mai noi tehnologii împreună cu materiale de calitate superioară, drept garanție pentru utilizatorul final care va găsi rafinamentul și satisfacția zilnică în utilizarea corpurilor de iluminat marca Redo Group.

Qualità, design, performance e versatilità sono i valori che guidano il percorso di Redo Group da oltre 20 anni.

Dal 2000 proponiamo apparecchi luminosi contemporanei sia per il settore contract che residenziale, rispondendo efficacemente alle esigenze di spazi così diversi come uffici e sale riunioni, hotel, centri educativi, strutture sanitarie, ristoranti e abitazioni.

La linea di apparecchi Redo Group 2024 rinnova la line up prodotti con nuove proposte che pongono l'accento su un design personale e performante.

Tutti i nostri prodotti sono certificati ed utilizzando le ultime tecnologie insieme a materiali di prima qualità, a garanzia dell'utente finale che troverà bellezza e soddisfazione quotidiana nell'uso degli apparecchi luminosi marchiati Redo Group.

# index suspensions



60 Acrobat



344 Ambix



226 Aoba



308 Berry



UP  
DATE

148 Bias



246 Bilia



318 Bowl



332 Candela



NEW

240 Cody



NEW

270 Confusio



NEW

354 Corinth



132 Cronos



428 Cymbal



UP  
DATE

366 Delphi



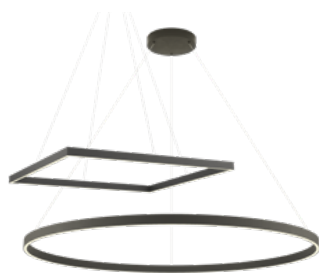
378 Dodo



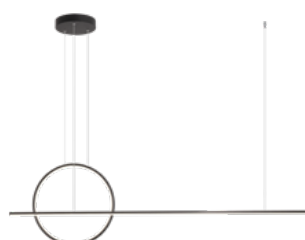
214 Eiko



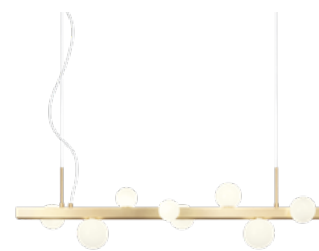
394 Fargo



120 Febe



56 Giotto



288 Goji



424 Grill



416 Gunnar




88 Iconic



208 Ito



420 Jaap



188 Jaco



402 Kai



432 Kalimba



200 Kanji



346 Kashi



76 Katana



294 Kiwi



410 Konos



398 Lake



166 Lap



406 Lars



80 Leo



324 Lou



276 Lumien




18 Luxor


# index suspensions



32 **Madison**



390 **Miller**



384 **Mingo**



152 **Nucleo**



220 **Obo**



340 **Ola**



94 **Orbit**



336 **Owu**



252 **Plato**



28 **Rayen**



298 **Roy**



170 **Savage**



174 **Sigua**



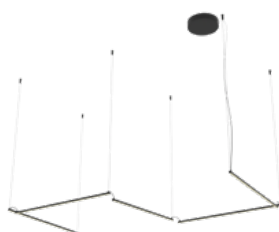
230 **Sinclair**



66 **Slick**



436 **Stellar**



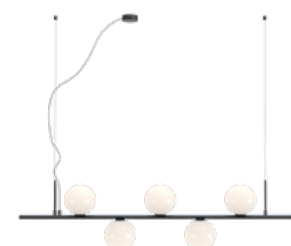
44 **Stick**



144 **Storm**



114 **Summit**



262 **Talis**






158 **Torsion**



192 **Tycon**



196 **Yona**



196 **Yona**

669 **Canopies and accessories**



144 **Storm**

# index wall lamps



550 **Agos**



488 **Amplitude**



308 **Berry**



246 **Bilia**



554 **Brook**



240 **Cody**



270 **Confusio**



354 **Corinth**



132 **Cronos**



366 **Delphi**



532 **Diaz**



502 **Duel**




506 **Eigher**



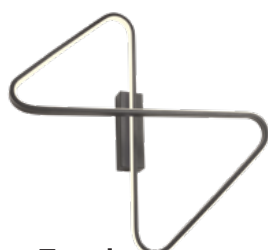
578 **Enjoy**



180 **Estoril**



120 **Febe**



184 **Feral**



536 **Ferro**



520 **Gamer**



288 **Goji**



564 **Hello**



546 **Ikon**



200 **Kanji**



540 **Kendo**




476 **Lamina**



80 **Leo**



544 **Linear**



276 **Lumien**



18 **Luxor**



32 **Madison**



498 **Match**



390 **Miller**



384 **Mingo**



220 **Obo**



94 **Orbit**




570 **Piccadilly**



348 **Pivot**



252 **Plato**



484 **Plot**



556 **Quda**

# index wall lamps



508 Rail



298 Roy



566 Shaker



230 Sinclair



472 Stealth




44 Stick



468 Swing




492 Tablet



262 Talis



72 Tangent



524 Tatoo



496 Tobiko



560 Tomix



568 Tomo



158 Torsion



528 Umbra



562 Wallie



480 Wapi



512 Xavier



548 Zen




516 **Zigo**



472 **Stealth**

# index ceiling lamps



464 Arp



308 Berry



246 Bilia



354 Corinth

NEW



460 Corum



132 Cronos



366 Delphi


UP DATE



440 Erie



140 Espiral



120 Febe



184 Feral



536 Ferro

UP DATE



88 Iconic



200 Kanji



80 Leo

NEW



324 Lou



276 Lumien



32 Madison




452 Maya



152 Nucleo




220 **Obo**



94 **Orbit**



262 **Talis**




158 **Torsion**



444 **Uto**



448 **Yomo**



354 **Corinth**

## index recessed lamps



354 **Corinth**



366 **Delphi**



200 **Kanji**



220 **Obo**

## index track lamps



354 **Corinth**



366 **Delphi**



366 **Delphi**

# index table lamps



308 **Berry**



578 **Enjoy**



608 **Helios**



596 **Iluna**



324 **Lou**



276 **Lumien**



384 **Mingo**



588 **Omeo**



570 **Piccadilly**



298 **Roy**



602 **Sophie**



262 **Talis**



590 **Tao**



158 **Torsion**



590 **Tao**



# index floor lamps



60 Acrobat



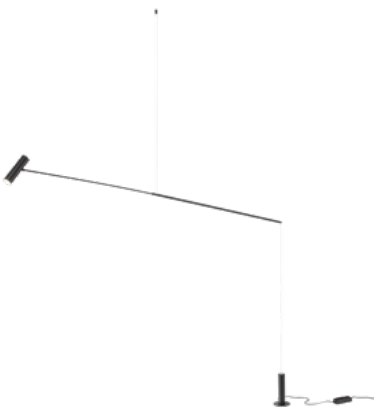
578 Enjoy



188 Jaco



384 Mingo



586 Picas



570 Piccadilly



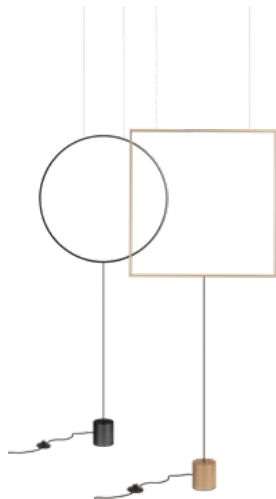
584 Pilon



348 Pivot



298 Roy



66 Slick



262 Talis




158 Torsion

# index bathroom lamps

## wall lamps



648 **Alf**



618 **Aston**



622 **Barrio**



612 **Bilia**



636 **Dizzy**



656 **Ego**




640 **Ermes**



628 **Flipper**



626 **Horizon**



632 **Kali**



646 **Task**



644 **Thela**

## ceiling lamps



654 **Antiba**



612 **Bilia**



656 **Ego**



664 **Naida**



650 **Naji**



666 **Prato**



662 **Screen IP**

## suspensions



612 **Billia**





01-3237



01-3226



01-3236

01-3225

Luxor



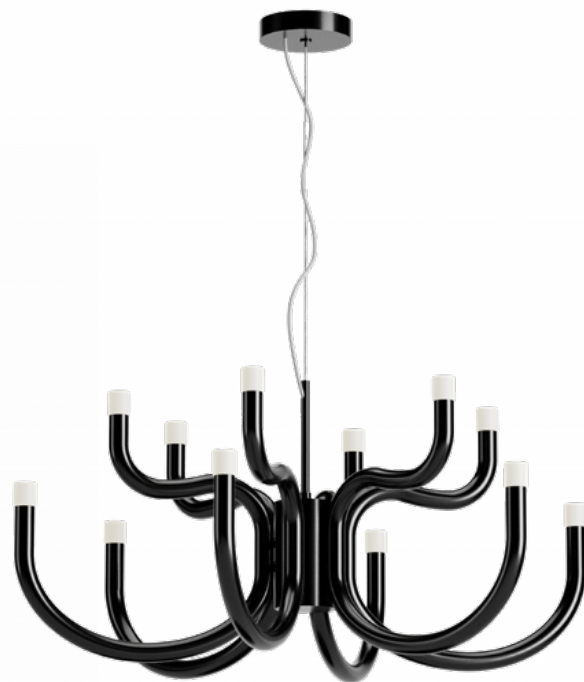




01-3236



01-3232



01-3230



01-3237



01-3227



# Luxor

Indoor light fixtures equipped with SMD LEDs, metal and aluminum structure painted in glossy white, glossy red, glossy black or finished in matt gold, satin acrylic diffusers.

Corpuri de iluminat pentru interior echipate cu LED-uri SMD, structură din metal și aluminiu vopsită alb lucios, roșu lucios, negru lucios sau cu finisaj auriu mat, dispersoare din acril satinat.

Apparecchi per interni dotati di LED SMD, struttura in metallo e alluminio verniciato bianco lucido, rosso lucido, nero lucido o con finitura oro opaco, diffusori in acrilico satinato.

Светильники для внутреннего освещения, оснащенные светодиодами SMD, с металлической и алюминиевой структурой, окрашенной в глянцевый-белый, глянцевый-красный или с отделкой под матово-золотистый цвет, и рассеивателями из сатинированного акрила.

Beltéri lámpa testek, SMD LED-el szerelve, fényes fehér vagy matt arany fém és alumínium szerkezet, matt akril diszperzór.

Осветительные тела за интерьер, оборудованы с LED-ове SMD, метална и алуминиева структура боядисана в глянцово бяло, глянцово червено, глянцово черно или с матово златисто покритие, сатенени акрилни дифузери.

Interiérové svietidlá vybavené SMD LED diódami, kovová a hliníková konštrukcia lakovaná v lesklej bielej, lesklej červenej, lesklej čiernej alebo matnej zlatej, saténové akrylátové difúzory.



01-3307



01-3225



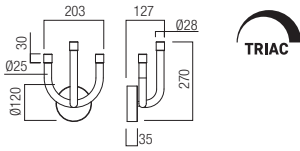
01-3344



01-3346



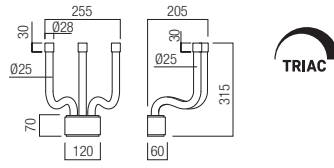
- art. **01-3344** Glossy White
- art. **01-3345** Matt Gold
- art. **01-3346** Glossy Red
- art. **01-3347** Glossy Black



Led type	SMD LED 2835 36 pcs x 0,33W
Power	12W
Input	220-240V, 50/60Hz
Color temperature	3000K
Lumen source	1518 lm
Lumen system	1063 lm
CRI	93
Dimmable TRIAC	<input checked="" type="checkbox"/>

CE IP20

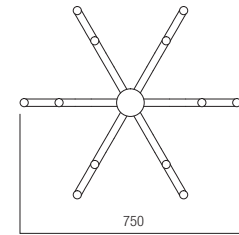
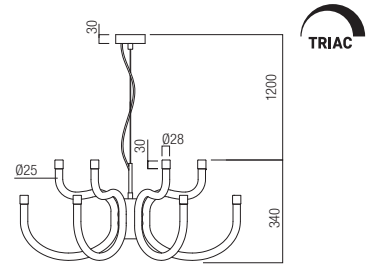
- art. **01-3224** Glossy White
- art. **01-3225** Matt Gold
- art. **01-3226** Glossy Red
- art. **01-3307** Glossy Black



Led type	SMD LED 2835 36 pcs x 0,33W
Power	12W
Input	220-240V, 50/60Hz
Color temperature	3000K
Lumen source	1518 lm
Lumen system	1063 lm
CRI	93
Dimmable TRIAC	<input checked="" type="checkbox"/>

CE IP20

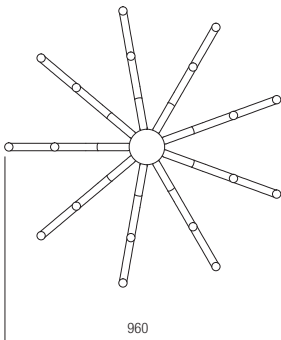
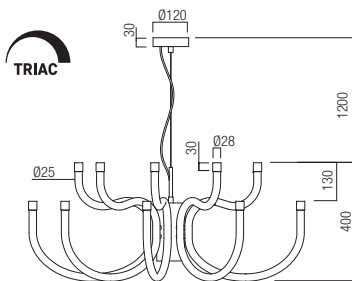
- art. **01-3227** Glossy White
- art. **01-3228** Matt Gold
- art. **01-3229** Glossy Red
- art. **01-3230** Glossy Black



Led type	SMD LED 2835 144 pcs x 0,37W
Power	54W
Input	220-240V, 50/60Hz
Color temperature	3000K
Lumen source	6396 lm
Lumen system	4605 lm
CRI	93
Dimmable TRIAC	<input checked="" type="checkbox"/>

CE IP20

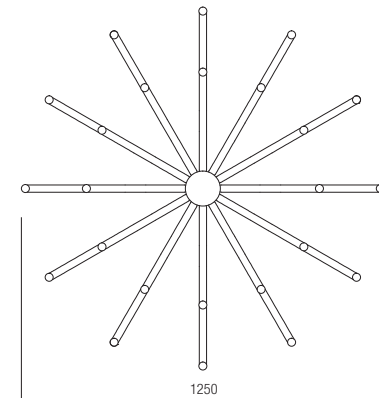
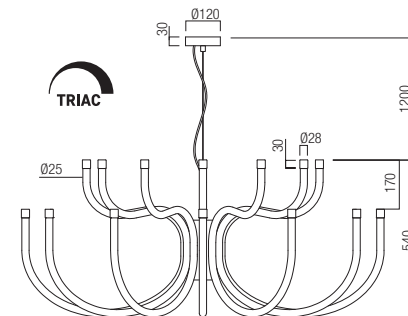
- art. **01-3231** Glossy White
- art. **01-3232** Matt Gold
- art. **01-3233** Glossy Red
- art. **01-3234** Glossy Black



Led type	SMD LED 2835 216 pcs x 0,37W
Power	81W
Input	220-240V, 50/60Hz
Color temperature	3000K
Lumen source	8817 lm
Lumen system	6083 lm
CRI	93
Dimmable TRIAC	<input checked="" type="checkbox"/>

CE IP20

- art. **01-3235** Glossy White
- art. **01-3236** Matt Gold
- art. **01-3237** Glossy Red
- art. **01-3238** Glossy Black



Led type	SMD LED 2835 288 pcs x 0,37W
Power	108W
Input	220-240V, 50/60Hz
Color temperature	3000K
Lumen source	11454 lm
Lumen system	8132 lm
CRI	93
Dimmable TRIAC	<input checked="" type="checkbox"/>

CE IP20





01-3451



# Rayen



## Suspensions for interior equipped with COB LEDs, metal structure painted in sand black or matt gold bronze, satin acrylic diffusers.

Suspensii pentru interior echipate cu LED-uri COB, structură din metal vopsită negru mat sau aur bronz mat, dispersoare din acril satinat.

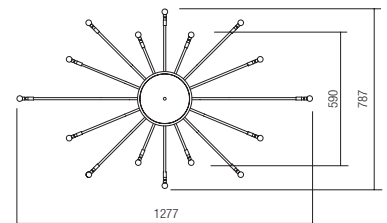
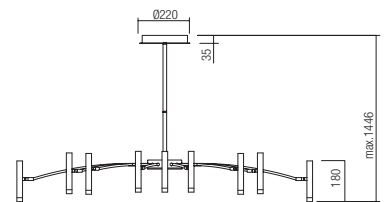
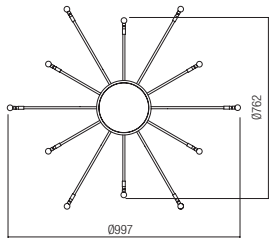
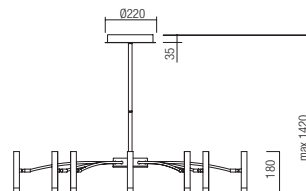
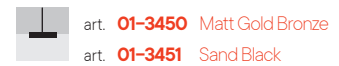
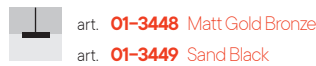
Sospensioni per interni dotate di LED COB, struttura in metallo verniciato nero opaco o oro bronzo opaco, diffusori in acrilico satinato.

Навесные светильники для интерьера, оснащенные светодиодами COB, металлическая структура, покрашенная в матовый чёрный цвет или матовое золото бронза цвета, диффузоры из сатинового акрила.

Beltéri fűggesztékek, COB LED-el szerelve, matt fekete vagy matt arany bronz fém szerkezet, szaténos akril diszperzörök.

Окачивания за интерьер, оборудван с COB LEDs, метална структура, боядисана в матово черно или матово златен бронз, дисперзори от сатениран акрил.

Závesné interiérové svietidlá vybavené COB LED, kovová konštrukcia lakovaná matnou čiernou alebo matným zlatým bronzovým, saténovo akrylový difúzor.



Led type	COB LED 12 pcs x 5W
Power	60W
Input	220-240V, 50/60Hz
Color temperature	3000K
Lumen source	4478 lm
Lumen system	3330 lm
CRI	90
Dimmable (3 step)	☉

CE IP20

Led type	COB LED 16 pcs x 5W
Power	80W
Input	220-240V, 50/60Hz
Color temperature	3000K
Lumen source	6323 lm
Lumen system	4469 lm
CRI	90
Dimmable (3 step)	☉

CE IP20





01-3449



01-3450

# Madison



01-2061

# Madison



01-2050



01-2053



01-2052



01-2051



01-2060

Madison  
35



01-2058



01-2059



01-2061

# Madison



01-2047



01-2049



01-2048



01-2046



01-2057



01-2054



01-2055



01-2056

# Madison



01-2043

01-2044

01-2045





01-2036



01-2030



01-2035



01-2037



01-2040





01-2042



01-2039



01-2040



01-2041

# Madison

Series of light fixtures for interior equipped with SMD LED, structure of metal and brushed aluminum available in several finishing options: anodised matt gold, anodised matt copper, anodised matt black or versions with chromed base and brushed aluminum, matt copper, matt brown and black anodised tubes. Clear acrylic diffuser.

Serie de corpuri de iluminat pentru interior echipate cu LED SMD, structură din metal și aluminiu periat disponibilă în următoarele finisaje: anodizat auriu mat, anodizat cupru mat, anodizat negru sau variante cu bază cromată și tuburi din aluminiu periat, anodizat cupru mat, maro mat și negru. Dispersoare din acril transparent.

Serie di apparecchi per interni equipaggiati con LED SMD, struttura in metallo e alluminio spazzolato disponibile nelle seguenti varianti di finitura: anodizzato oro opaco, anodizzato rame opaco, anodizzato nero opaco oppure versioni con basetta frontale cromata e tubi in alluminio spazzolato anodizzati rame opaco, marrone opaco e nero. Diffusori in acrilico trasparente.

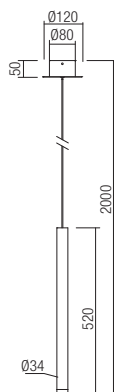
Серия светильников для интерьера, оснащенных светодиодами SMD, структура из металла и матового алюминия, доступных в нескольких вариантах отделки: анодированное матовое золото, анодированная матовая медь, анодированный матовый черный или варианты с хромированным основанием и трубами из матового алюминия, анодированных под матовую медь, матово-коричневый и черный цвет. Рассеиватели из прозрачного акрила.

Beltéri lámpatestek, SMD LED-el szerelve, alumínium és fém szerkezet a következő színekben elérhető: matt arany, matt réz, fekete, króm alapú matt réz, barna vagy fekete csővekkal. Áttetsző akril disperzór.

Серия осветительных тел для интерьера, располагая с SMD светодиодами, структура от четен металл и алюминий, налична в следните варианты: анодизирован в матово золото, матово медь, черно или варианты с хромирана основа и тръби от четен алюминий, анодизирован в цвят матово медь, матово кафяво и черно. Дифузери от прозрачен акрилен.

Séria svietidiel do interiéru s LED SMD, kovová konštrukcia a brúsený hliník k dispozícii v niekoľkých variantoch: eloxovaná matná zlatá, eloxovaná matná med', eloxovaná matná čierna alebo s chrómovanou základňou a brúseným hliníkom, matné medené, matné hnedé a čierne eloxované trubice. Priehľadný akrylový difúzor.

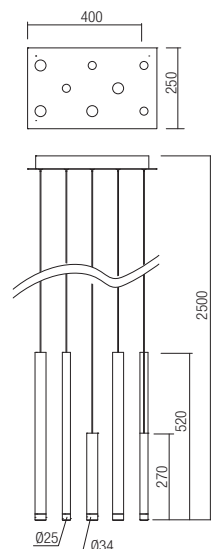
art. **01-2043** Anodised gold  
art. **01-2044** Anodised copper  
art. **01-2045** Anodised Black



Led type	SMD LED 3030 1 pcs x 4W
Power	4W
Input	220-240V, 50/60Hz
Color temperature	3000K
Lumen source	450 lm
Lumen system	272 lm
CRI	80
Not dimmable	<input checked="" type="checkbox"/>

CE IP20

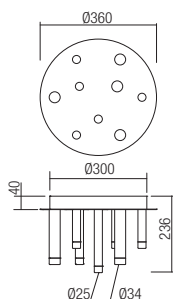
art. **01-2046** Anodised gold  
art. **01-2047** Anodised copper  
art. **01-2048** Anodised Black  
art. **01-2049** Silver/chrome/copper/brown/black



Led type	SMD LED 3030 8 pcs x 4W
Power	32W
Input	220-240V, 50/60Hz
Color temperature	3000K
Lumen source	3639 lm
Lumen system	2176 lm
CRI	80
Not dimmable	<input checked="" type="checkbox"/>

CE IP20

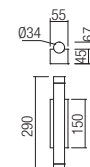
art. **01-2039** Anodised gold  
art. **01-2040** Anodised copper  
art. **01-2041** Anodised Black  
art. **01-2042** Silver/chrome/copper/brown/black



Led type	SMD LED 3030 9 pcs x 4W
Power	35W
Input	220-240V, 50/60Hz
Color temperature	3000K
Lumen source	3886 lm
Lumen system	2448 lm
CRI	80
Not dimmable	<input checked="" type="checkbox"/>

CE IP20

art. **01-2030** Anodised gold  
art. **01-2031** Anodised copper  
art. **01-2032** Anodised Black

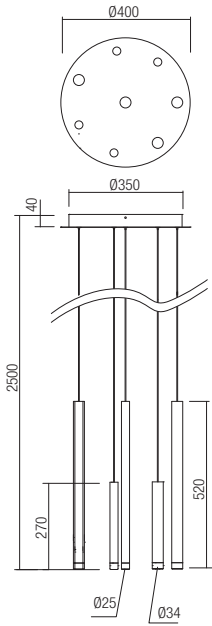


Led type	SMD LED 3030 2 pcs x 4W
Power	8W
Input	220-240V, 50/60Hz
Color temperature	3000K
Lumen source	906 lm
Lumen system	544 lm
CRI	80
Not dimmable	<input checked="" type="checkbox"/>

CE IP20



- art. **01-2050** Anodised gold
- art. **01-2051** Anodised copper
- art. **01-2052** Anodised Black
- art. **01-2053** Silver/chrome/copper/brown/black

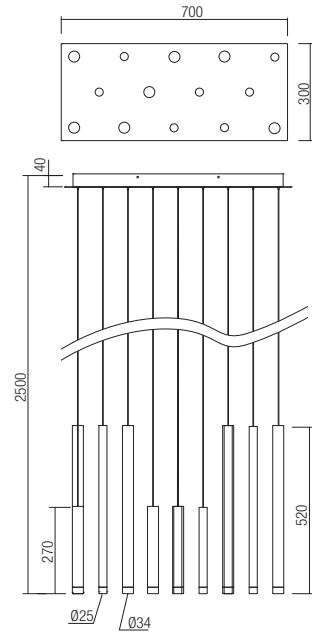


Led type	SMD LED 3030 8 pcs x 4W
Power	32W
Input	220-240V, 50/60Hz
Color temperature	3000K
Lumen source	3639 lm
Lumen system	2176 lm
CRI	80
Not dimmable	

CE IP20



- art. **01-2054** Anodised gold
- art. **01-2055** Anodised copper
- art. **01-2056** Anodised Black
- art. **01-2057** Silver/chrome/copper/brown/black

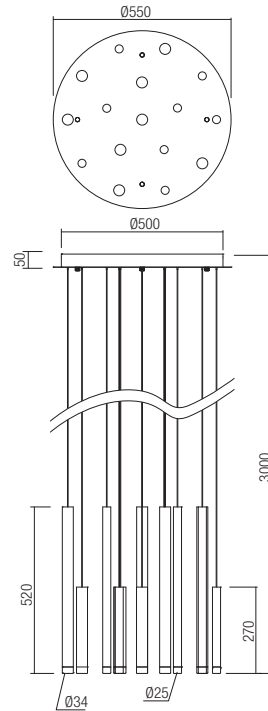


Led type	SMD LED 3030 14 pcs x 4W
Power	56W
Input	220-240V, 50/60Hz
Color temperature	3000K
Lumen source	6858 lm
Lumen system	3808 lm
CRI	80
Not dimmable	

CE IP20



- art. **01-2058** Anodised gold
- art. **01-2059** Anodised copper
- art. **01-2060** Anodised Black
- art. **01-2061** Silver/chrome/copper/brown/black

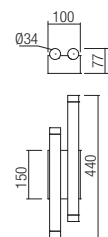


Led type	SMD LED 3030 16 pcs x 4W
Power	64W
Input	220-240V, 50/60Hz
Color temperature	3000K
Lumen source	7718 lm
Lumen system	4352 lm
CRI	80
Not dimmable	

CE IP20



- art. **01-2033** Anodised gold
- art. **01-2034** Anodised copper
- art. **01-2035** Anodised Black

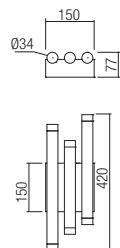


Led type	SMD LED 3030 4 pcs x 4W
Power	16W
Input	220-240V, 50/60Hz
Color temperature	3000K
Lumen source	1862 lm
Lumen system	1088 lm
CRI	80
Not dimmable	

CE IP20



- art. **01-2036** Anodised gold
- art. **01-2037** Anodised copper
- art. **01-2038** Anodised Black



Led type	SMD LED 3030 6 pcs x 4W
Power	24W
Input	220-240V, 50/60Hz
Color temperature	3000K
Lumen source	2960 lm
Lumen system	1632 lm
CRI	80
Not dimmable	

CE IP20



Stick



01-2796





Stick







01-2801




01-2801





01-2794



# Stick

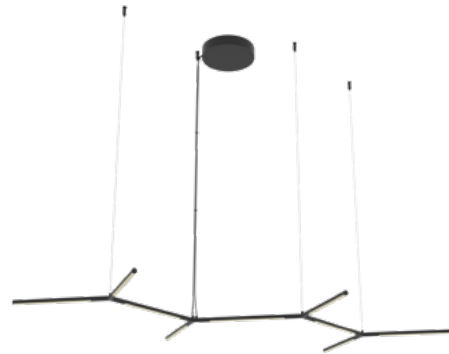
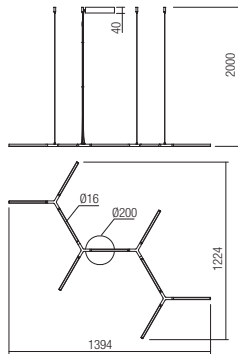


art. **01-2796** Matt Brass  
 art. **01-2797** Sand Black



Led type SMD LED 2835 360 pcs x 0.18W  
 Power 65W  
 Input 220-240V, 50/60Hz  
 Color temperature 3000K  
 Lumen source 8785 lm  
 Lumen system 4253 lm  
 CRI 90  
 Dimmable TRIAC

**CE** **IP20**

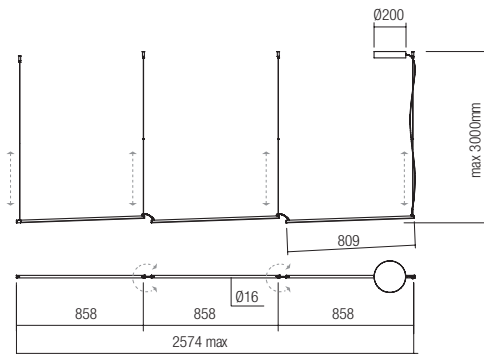


art. **01-2798** Matt Brass  
 art. **01-2799** Sand Black





Led type SMD LED 2835 288 pcs x 0.12W  
 Power 36W  
 Input 220-240V, 50/60Hz  
 Color temperature 3000K  
 Lumen source 5228 lm  
 Lumen system 2641 lm  
 CRI 90  
 Dimmable TRIAC

**CE** **IP20**



## Alternative mounting layout for art. 01-2798 and 01-2799





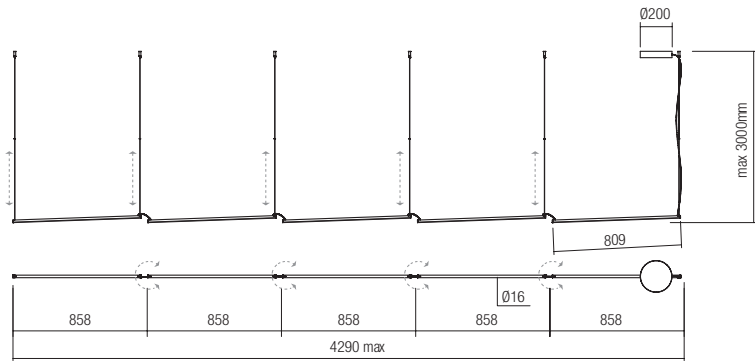
art. **01-2800** Matt Brass

art. **01-2801** Sand Black

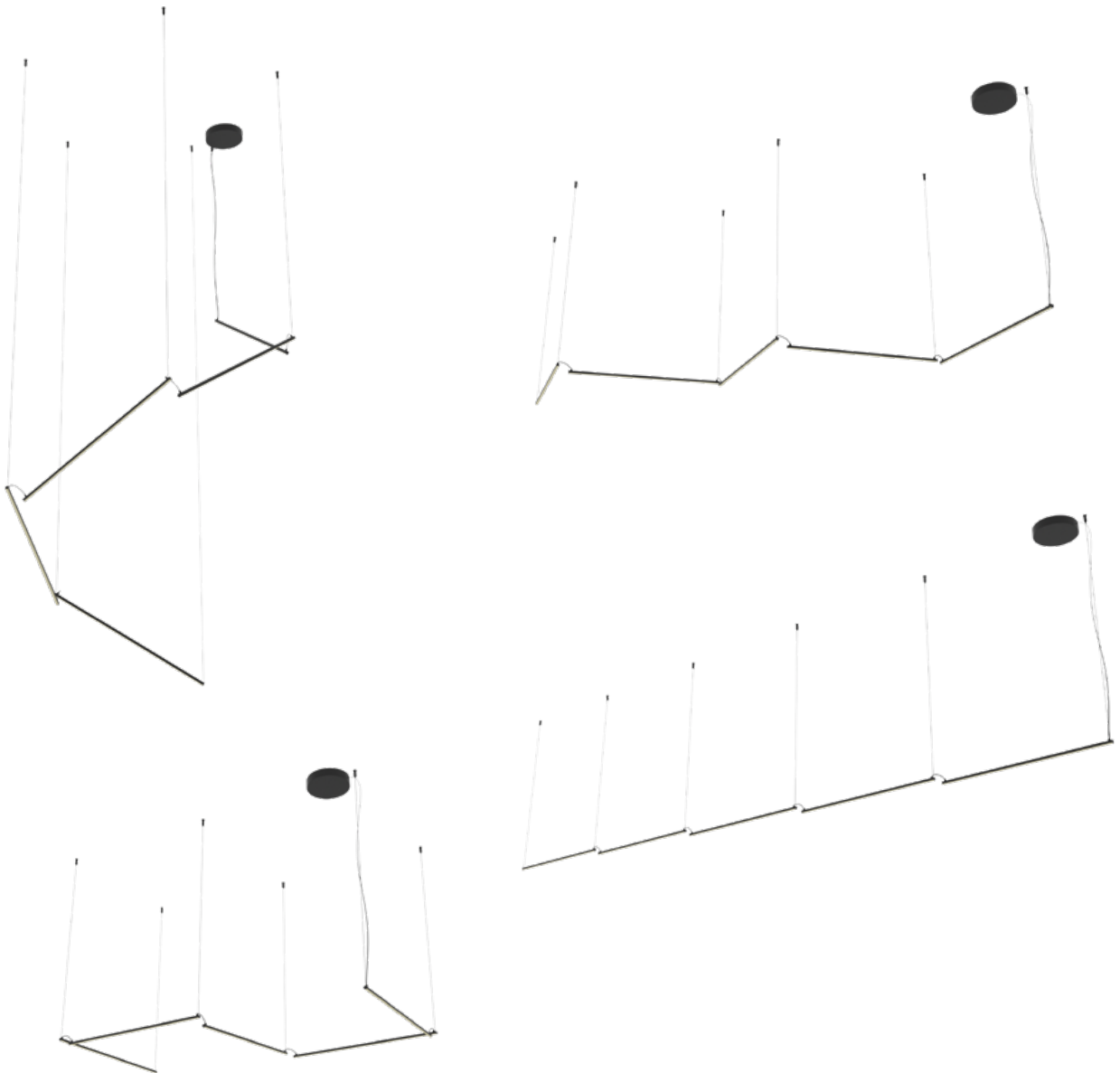


Led type SMD LED 2835 480 pcs x 0,10W  
Power 48W  
Input 220-240V, 50/60Hz  
Color temperature 3000K  
Lumen source 7255 lm  
Lumen system 3252 lm  
CRI 90  
Dimmable TRIAC

CE



### Alternative mounting layout for art. 01-2800 and 01-2801



# Stick



Light fixtures for interior, equipped with SMD LEDs, structure of aluminum and metal electroplated in matt brass or sand black, diffusers of white silicon.



Corpuri de iluminat pentru interior, echipate cu LED-uri SMD, structură din aluminiu și metal finisată alamă mată sau negru mat, dispersoare din silicon alb.

Apparecchi per interni, equipaggiati con SMD LED, struttura in alluminio e metallo finitura ottone opaco o nero opaco, diffusori in silicone bianco.

Светильники для интерьера, оснащенные светодиодами SMD, структура из алюминия и металла с электростатической покраской в матовый латунный или матовый черный цвет, рассеиватели из белого силикона.

Beltéri lámpa testek, SMD LED-el szerelve, matt réz, matt fekete alumínium és fém szerkezet, fehér szilikon diszperzór.


Серия осветительных тел для интерьера, оборудована с SMD светодиодами, структура от алюминия и металла, бондисана в матово бяло, матово черно, дифузер от бял силикон.

Interiérové svietidlá vybavené SMD LED, konštrukcia z hliníka a kovu galvanicky pokrovaná v matnej mosadzi alebo pieskovej čiernej farby, biele silikónované difúzory.





01-2793



01-2794

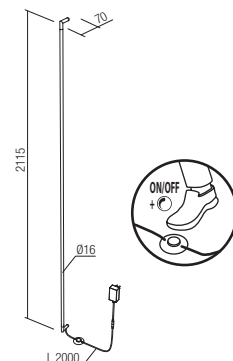
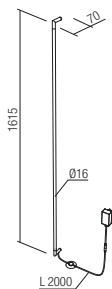
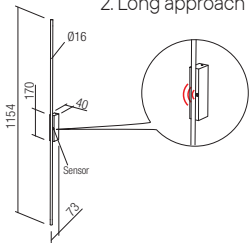
art. **01-2790** Matt Brass  
art. **01-2791** Sand Black

art. **01-2792** Matt Brass  
art. **01-2793** Sand Black

art. **01-2794** Matt Brass  
art. **01-2795** Sand Black

#### Infrared induction switch

1. Short approach ON/OFF
2. Long approach adjust brightness



Led type	SMD LED 2835 120 pcs x 0,20W
Power	24W
Input	220-240V, 50/60Hz
Color temperature	3000K
Lumen source	2643 lm
Lumen system	1172 lm
CRI	90
Dimmable	☉ Gesture sensing

CE IP20

Led type	SMD LED 2835 180 pcs x 0,20W
Power	36W
Input	220-240V, 50/60Hz
Color temperature	3000K
Lumen source	3925 lm
Lumen system	1754 lm
CRI	90
Dimmable (3 step)	☉

CE IP20


Led type	SMD LED 2835 240 pcs x 0,20W
Power	48W
Input	220-240V, 50/60Hz
Color temperature	3000K
Lumen source	5266 lm
Lumen system	2357 lm
CRI	90
Dimmable (3 step)	☉

CE IP20





01-1735





Suspensions for interior equipped with SMD LEDs, structure in aluminum and metal electrostatically painted in matt white or matt black, diffuser of opal white silicone.

Serie de suspensii pentru interior echipate cu LED-uri SMD, structură din aluminiu și metal vopsit în câmp electrostatic alb mat sau negru mat, dispensor din silicon alb opal.

Sospensioni per interni, equipaggiate con SMD LED, struttura in alluminio e metallo verniciata a polveri bianco opaco o nero opaco, diffusore in silicone opalino bianco.

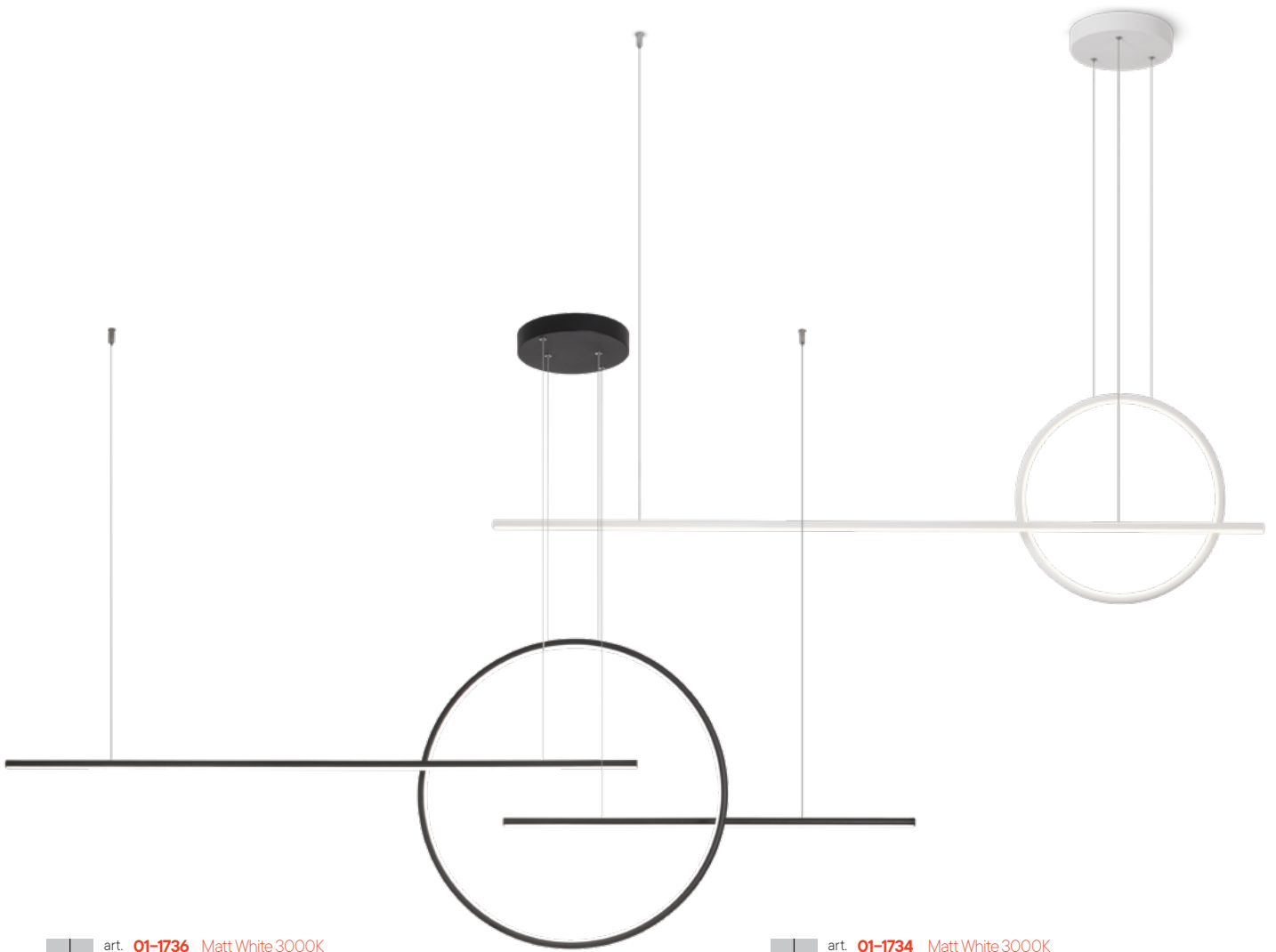
Серия люстр для интерьера, оснащенных светодиодами SMD, структура из алюминия и металла окрашенного в электростатическом поле в белый матовый или черный матовый цвет, рассеиватель из белого опалового силикона.

Beltéri függesztékek, SMD LED-el szerelve, elektrosztatikus mezőben matt fehérre vagy matt feketére festett alumínium és fém szerkezet, szilikon fehér opál diszperzór.

Интериорен осветител от SMD LED, корпус от алуминий и стомана в бял или черен мат, дифузор от бял силикон.

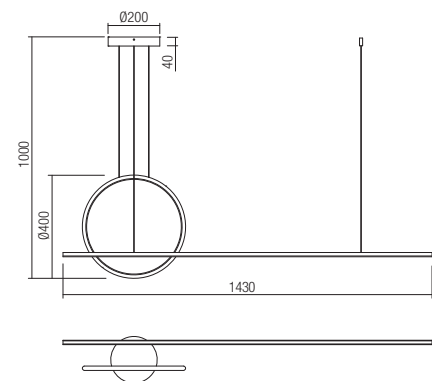
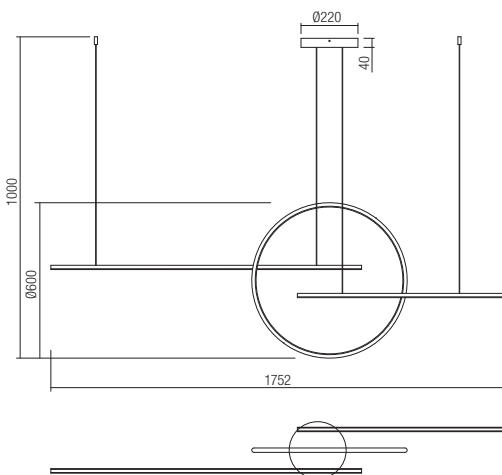
Závesné interiérové svietidlo, vybavené LED diódami SMD, konštrukcia z hliníka a kovu elektrosztaticky lakovaná v matnej bielej alebo matnej čiernej farbe, difuzor z opálového bieleho silikónu.





- art. **01-1736** Matt White 3000K
- art. **01-1737** Matt Black 3000K
- art. **01-1849** Matt White 4000K
- art. **01-1850** Matt Black 4000K

- art. **01-1734** Matt White 3000K
- art. **01-1735** Matt Black 3000K
- art. **01-1847** Matt White 4000K
- art. **01-1848** Matt Black 4000K



Led type	SMD LED 2835 468 pcs x 0,15W	
Power	56W	
Input	220V-240V, 50/60Hz	
Color temperature	3000K	4000K
Lumen source	6600 lm	6780 lm
Lumen system	5016 lm	5286 lm
CRI	80	
Dimmable (3 step)	☉	

CE IP20

Led type	SMD LED 2835 323 pcs x 0,15W	
Power	46W	
Input	220V-240V, 50/60Hz	
Color temperature	3000K	4000K
Lumen source	5390 lm	5537 lm
Lumen system	3724 lm	3928 lm
CRI	80	
Dimmable (3 step)	☉	

CE IP20


# Acrobat





01-2285


# Acrobat



01-2285







01-2284



# Acrobat

Series of lamps for interior equipped with SMD LEDs, structure of aluminum and metal painted in matt black, diffuser of opal acrylic.

Serie de corpuri de iluminat echipate cu led-uri SMD, structură din aluminiu și metal vopsită negru mat, dispersor din acril opal.

Serie di apparecchi per interni, equipaggiati con LED SMD, struttura in alluminio e metallo verniciati in nero opaco, diffusore in acrilico opalino.

Серия светильников для интерьера оснащенных светодиодами SMD, структура из алюминия и металла окрашенного в черный матовый цвет, рассеиватель из опалового акрила.

Beltéri lámpa testek, SMD LED-el szerelve, matt fekete alumínium és fém szerkezet, akril opál diszperzör.

Серия интерьерни тела с SMD LED платка, метални части от алуминий и стомано в черен мат, акрилен дифузер в цвят опал.

Séria interiérových svietidiel, vybavených LED diódami SMD, hliníková konštrukcia a kov lakovaný v matnej čiernej farbe, opálový akrylový difúzor.




art. **01-2285**



Led type	SMD LED 2835 280 pcs x 0,12W
Power	31W
Input	220V-240V, 50/60Hz
Color temperature	3000K
Lumen source	3841 lm
Lumen system	1710 lm
CRI	90
Dimmable TRIAC	☑

CE IP20





01-2284


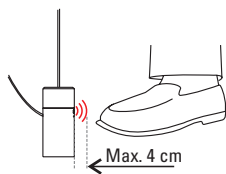


art. **01-2284**

Led type	SMD LED 2835 264 pcs x 0,13W
Power	30W
Input	100V-240V, 50/60Hz
Color temperature	3000K
Lumen source	2890 lm
Lumen system	1680 lm
CRI	90
Dimmable	

IP20

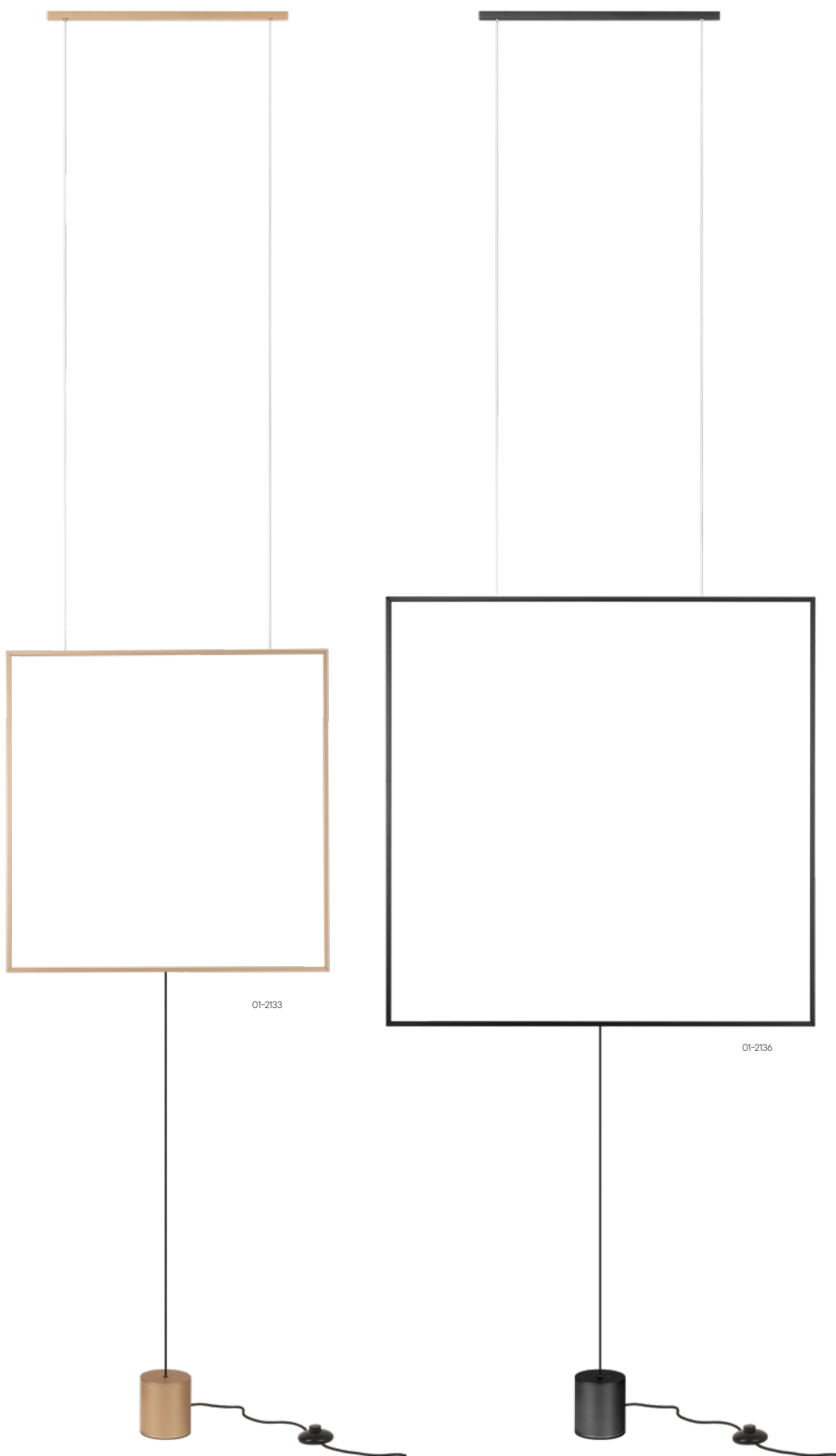
**Infrared induction switch**  
 1. Short approach ON/OFF  
 2. Long approach adjust brightness



Slick



01-2135





01-2199



Suspensions/floor lamps for interior equipped with SMD LEDs, structure of aluminum and metal painted in matt gold or matt black, diffuser of opal silicone.

Suspensii/lampadare pentru interior echipate cu led-uri SMD, structură din aluminiu și metal vopsită auriu mat sau negru mat, dispersor din silicon opal.

Sospensioni/piantane per interni equipaggiate con LED SMD, struttura in alluminio e metallo verniciata oro opaco o nero opaco, diffusore in silicone opalino.

Люстры/торшеры для интерьера, оснащенные светодиодами SMD, структура из алюминия и металла, окрашенная в матовое золото или черный матовый цвет, рассеиватель из опалового силикона.

Beltéri függeszték/állóló lámpák, SMD LED-el szerelve, matt arany vagy matt fekete fém szerkezet, szilikon opál diszperzór.

Очаквания за интериор/поводи лампи за интериор, разполагат със SMD светодиоди, алуминиева и метална структура, боядисана в матово злато или матово черно, дифузер от опал силикон.

Závesné/stojanové lampy do interiéru vybavené SMD LED, štruktúra hliníka a kovu lakovaná v matnej zlatej alebo matnej čiernej, difúzor z opálového silikónu.

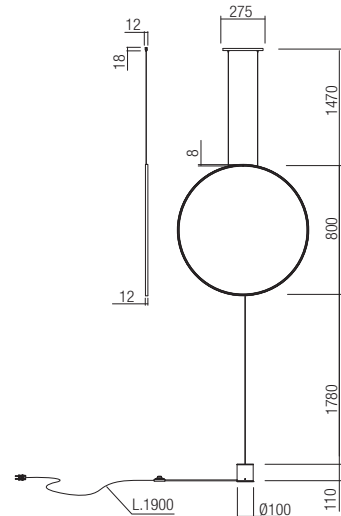
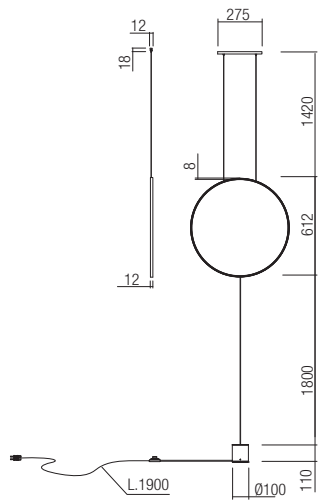



01-2198




art. **01-2196** Matt Gold  
art. **01-2197** Matt Black

art. **01-2198** Matt Gold  
art. **01-2199** Matt Black



Led type SMD LED 2835 228 pcs x 0,08W  
Power 19W  
Input 220-240V, 50/60Hz  
Color temperature 3000K  
Lumen source 2070 lm  
Lumen system 1242 lm  
CRI 80  
Not dimmable   
**CE IP20**

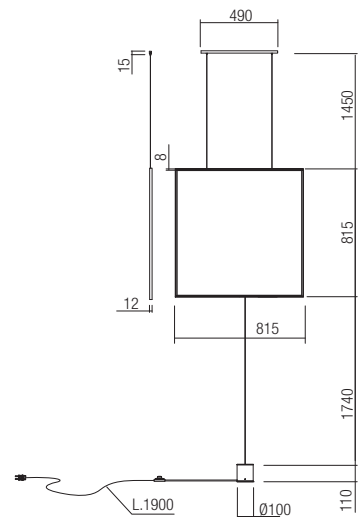
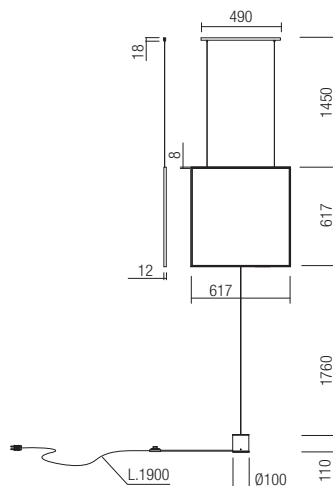
Led type SMD LED 2835 300 pcs x 0,09W  
Power 28W  
Input 220-240V, 50/60Hz  
Color temperature 3000K  
Lumen source 2898 lm  
Lumen system 1735 lm  
CRI 80  
Not dimmable   
**CE IP20**





01-2197

art. **01-2133** Matt Gold  
art. **01-2134** Matt Black

art. **01-2135** Matt Gold  
art. **01-2136** Matt Black



Led type SMD LED 2835 168 pcs x 0,16W  
Power 28W  
Input 220-240V, 50/60Hz  
Color temperature 3000K  
Lumen source 2898 lm  
Lumen system 1735 lm  
CRI 80  
Not dimmable   
**CE IP20**

Led type SMD LED 2835 384 pcs x 0,09W  
Power 37W  
Input 220-240V, 50/60Hz  
Color temperature 3000K  
Lumen source 3726 lm  
Lumen system 2235 lm  
CRI 80  
Not dimmable   
**CE IP20**



01-2200



# Tangent

Wall lamps for interior equipped with SMD LEDs, structure of aluminum and metal painted in sand white or sand black, diffuser of opal silicone.

Aplice pentru interior echipate cu led-uri SMD, structură din aluminiu și metal vopsită alb mat sau negru mat, dispersor din silicon opal.


Applique per interni equipaggiate con LED SMD, struttura in alluminio e metallo verniciata bianco opaco o nero opaco, diffusore in silicone opalino.

Бра для внутреннего освещения, оснащенные светодиодами SMD, структура из алюминия и металла, окрашенного в белый матовый или матовый черный цвет, рассеиватель из опалового силикона.

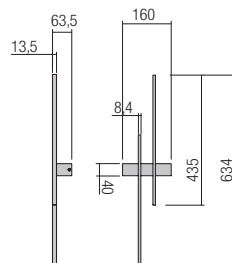
Beltéri falilámpák, SMD LED-el szerelve, matt fehér vagy matt fekete alumínium és fém szerkezet, opál szilikon diszperzör.

Стенни осветления за интериор, разполагат със SMD светодиоди, алуминиева и метална структура, боядисана в матово бяло или матово черно, дифузер от опал силикон.

Nástenné interiérové svietidlá vybavené LED diódami SMD, konštrukcia z hliníka a kovu lakovaná pieskovou bielou alebo pieskovou čiernou, difúzor z opálového silikónu.

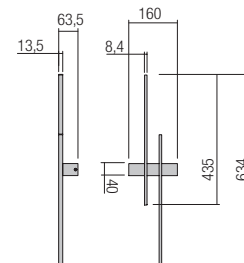


art. **01-2744** Sand White  
art. **01-2745** Sand Black



Led type	SMD LED 2835 96 pcs x 0.1W
Power	12W
Input	220-240V, 50/60Hz
Color temperature	3000K
Lumen source	1534 lm
Lumen system	758 lm
CRI	90
Not dimmable	☒
<b>CE IP20</b>	

art. **01-2746** Sand White  
art. **01-2747** Sand Black

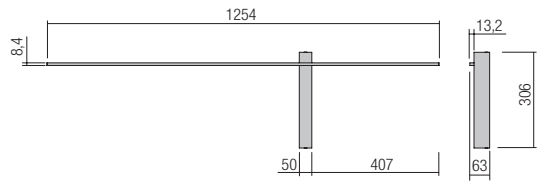
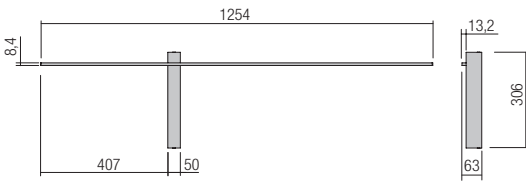


Led type	SMD LED 2835 96 pcs x 0.1W
Power	12W
Input	220-240V, 50/60Hz
Color temperature	3000K
Lumen source	1534 lm
Lumen system	758 lm
CRI	90
Not dimmable	☒
<b>CE IP20</b>	



art. **01-2200** Sand White  
 art. **01-2201** Sand Black

art. **01-2479** Sand White  
 art. **01-2480** Sand Black



Led type SMD LED 2835 144 pcs x 0,1W  
 Power 14W  
 Input 220-240V, 50/60Hz  
 Color temperature 3000K  
 Lumen source 1449 lm  
 Lumen system 869 lm  
 CRI 90  
 Not dimmable

**CE IP20**

Led type SMD LED 2835 144 pcs x 0,1W  
 Power 14W  
 Input 220-240V, 50/60Hz  
 Color temperature 3000K  
 Lumen source 1449 lm  
 Lumen system 869 lm  
 CRI 90  
 Not dimmable

**CE IP20**





01-2102



# Katana

Suspensions for interior equipped with SMD LEDs, structure in aluminum and metal electrostatically painted in sand white or sand black, diffuser of opal white silicone.

Suspensii pentru interior echipate cu LED-uri SMD, structură din aluminiu și metal vopsit în câmp electrostatic alb mat sau negru mat, dispersor din silicon alb opal.

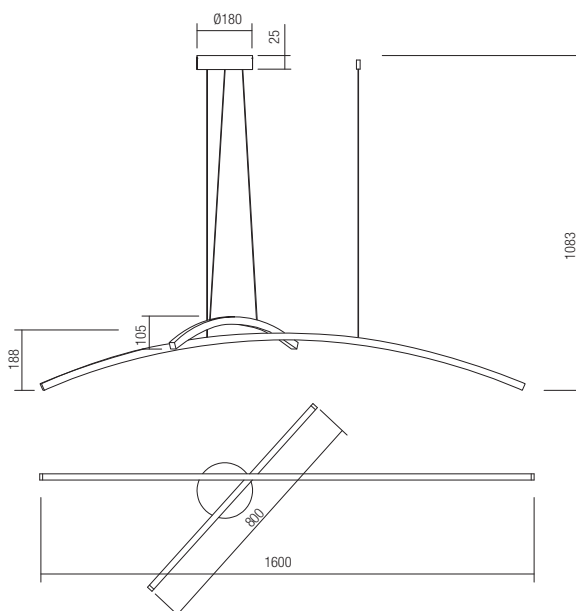

Suspensioni per interni equipaggiate con SMD LED, struttura in alluminio e metallo verniciata a polveri bianco opaco o nero opaco, diffusore in silicone opalino bianco.

Люстры для интерьера оснащенные светодиодами SMD, структура из алюминия и металла, окрашенная в электростатическом поле в матовый белый или черный матовый цвет, рассеиватель из белого опалового силикона.

Beltéri függesztékek, SMD LED-el szerelve, elektrosztatikus mezőben matt fehér vagy matt fekete alumínium és fém szerkezet, szilikon opál diszperzort.

Очаквания за интериор, разполага със SMD светодиоди, метална и алуминиева структура, боядисана в электростатично поле в матово бяло или черно, дифузер от бял опал силикон.

Závesné interiérové svietidlá vybavené LED diódami SMD, štruktúra z hliníka a kovu elektrosťaticky lakovaná v matnej bielej alebo matnej čiernej farbe, difúzor z opálového bieleho silikónu.



art. **01-2101** Sand White  
art. **01-2102** Sand Black

Led type	SMD LED 2835 324 pcs x 0.13W
Power	42W
Input	220-240V, 50/60Hz
Color temperature	3000K
Lumen source	4950 lm
Lumen system	01-2101: 2925 lm 01-2102: 2710 lm
CRI	80
Dimmable (3 step)	
<b>CE</b> <b>IP20</b>	









01-3343

Suspensions: direct light



01-3339



01-3340



01-3300




01-3343

Ceiling: direct light



01-3297




01-3335

Wall: indirect light



01-3291



01-3295



01-3296



Leo  
85

Light fixtures for interior equipped with SMD LEDs, with the possibility to select the color temperature of the light. Structure of aluminum and metal painted in sand white, sand black or with bronze finish, frost white PVC diffuser.

Corpuri de iluminat pentru interior echipate cu LED-uri SMD, cu posibilitatea de a selecta temperatura de culoare a luminii.

Structură din aluminiu și metal vopsită alb mat, negru mat sau finisată bronz, dispersor din PVC alb satinat.

Apparecchi per interni equipaggiati con SMD LED e possibilità di selezionare la temperatura colore della luce.

Struttura in alluminio e metallo verniciata bianco opaco, nero opaco o con finitura bronzo, diffusore in PVC bianco satinato.

Светильники для внутреннего освещения, оснащенные светодиодами SMD, с возможностью изменения цветовой температуры света. Алюминиевая и металлическая структура, окрашенная в матово-белый, матово-черный цвета или с отделкой под бронзу, рассеивателем из матового белого ПВХ.

Beltéri lámpa testek, SMD LED-el szerelve, színhőmérséklet állítási lehetőség.

Alumínium és fém szerkezet, matt fehér, matt fekete vagy bronz színű, szatén fehér PVC diffúzor.

Осветителни тела за интериор, оборудвани с LED-ове SMD, с възможност за избор на цветова температура на светлината.

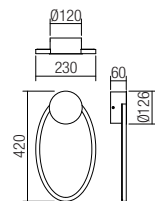
Алуминиева и метална структура, боядисана в матово бяло, матово черно или с бронзово покритие, сатенен бял ПВХ дифузер.

Interiérové vybavené SMD LED diódami s možnosťou voľby teploty farby svetla.

Konštrukcia hliníka a kovu lakovaná brúsenou bielou, pieskovo čiernou alebo bronzovou povrchovou úpravou, matný biely difúzor z PVC.



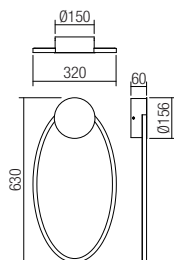
art. **01-3291** Sand White  
art. **01-3292** Bronze  
art. **01-3293** Sand Black



Led type	2835 SMD LED 120 pcs x 0,18W 3000K, 120 pcs x 0,18W 4000K
Power	22W
Input	220-240V, 50/60Hz
Color temperature	CCT 3000K/4000K
Lumen source	2874 lm
Lumen system	1156 lm
CRI	90
Dimmable (3 step)	

CE

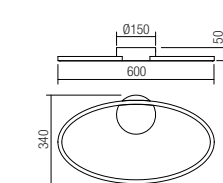
art. **01-3294** Sand White  
art. **01-3296** Bronze  
art. **01-3295** Sand Black



Led type	2835 SMD LED 168 pcs x 0,17W 3000K, 168 pcs x 0,17W 4000K
Power	29W
Input	220-240V, 50/60Hz
Color temperature	CCT 3000K/4000K
Lumen source	3792 lm
Lumen system	1501 lm
CRI	90
Dimmable (3 step)	

CE

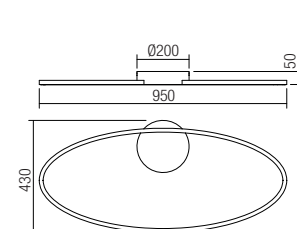
art. **01-3333** Sand White  
art. **01-3297** Bronze  
art. **01-3334** Sand Black



Led type	2835 SMD LED 168 pcs x 0,17W 3000K, 168 pcs x 0,17W 4000K
Power	29W
Input	220-240V, 50/60Hz
Color temperature	CCT 3000K/4000K
Lumen source	3792 lm
Lumen system	1501 lm
CRI	90
Dimmable (3 step)	

CE

art. **01-3335** Sand White  
art. **01-3336** Bronze  
art. **01-3298** Sand Black



Led type	2835 SMD LED 264 pcs x 0,16W 3000K, 264 pcs x 0,16W 4000K
Power	43W
Input	220-240V, 50/60Hz
Color temperature	CCT 3000K/4000K
Lumen source	5718 lm
Lumen system	2916 lm
CRI	90
Dimmable (3 step)	

CE





01-3339



01-3340

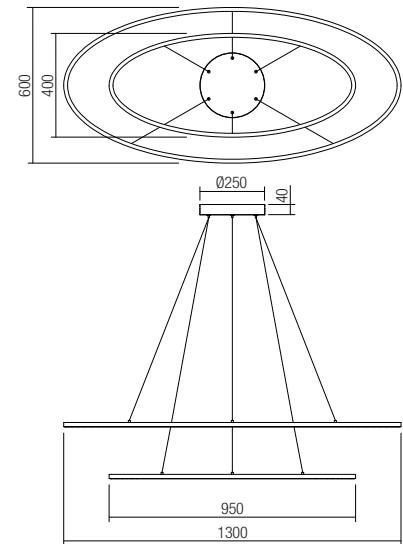
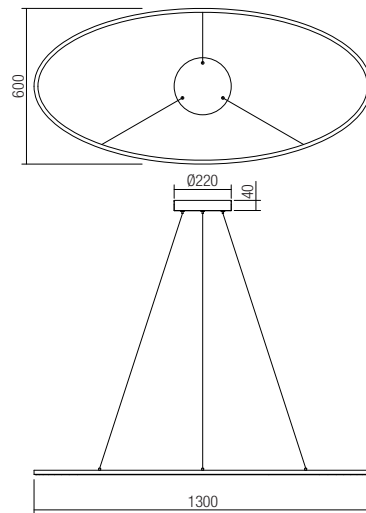
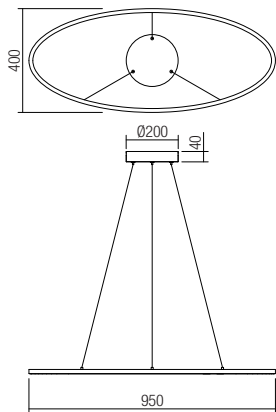


01-3300

- art. **01-3337** Sand White
- art. **01-3338** Bronze
- art. **01-3339** Sand Black

- art. **01-3340** Sand White
- art. **01-3341** Bronze
- art. **01-3299** Sand Black

- art. **01-3342** Sand White
- art. **01-3300** Bronze
- art. **01-3343** Sand Black



Led type	2835 SMD LED 264 pcs x 0.16W 3000K, 264 pcs x 0.16W 4000K
Power	43W
Input	220-240V, 50/60Hz
Color temperature	CCT 3000K/4000K
Lumen source	5718 lm
Lumen system	2916 lm
CRI	90
Dimmable (3 step)	☉
<b>CE IP20</b>	

Led type	2835 SMD LED 360 pcs x 0.18W 3000K, 360 pcs x 0.18W 4000K
Power	65W
Input	220-240V, 50/60Hz
Color temperature	CCT 3000K/4000K
Lumen source	8516 lm
Lumen system	4344 lm
CRI	90
Dimmable (3 step)	☉
<b>CE IP20</b>	

Led type	2835 SMD LED 624 pcs x 0.17W 3000K, 624 pcs x 0.17W 4000K
Power	108W
Input	220-240V, 50/60Hz
Color temperature	CCT 3000K/4000K
Lumen source	14234 lm
Lumen system	6974 lm
CRI	90
Dimmable (3 step)	☉
<b>CE IP20</b>	





01-2674



01-2677



01-2673



# Iconic

Series of lamps for interior equipped with SMD LEDs, structure of aluminum and metal painted in sand white, matt gold or sand black, diffuser of opal white acrylic.

Serie de corpuri de iluminat pentru interior echipate cu LED-uri SMD, structură din aluminiu și metal vopsită alb mat, auriu mat sau negru mat, dispersor din acril alb opal.

Apparecchi per interni equipaggiati con SMD LED, struttura in alluminio e metallo verniciata bianco opaco, oro opaco o nero opaco, diffusore in acrilico opale.

Серия светильников для интерьера, оснащенных светодиодами SMD, структура из алюминия и металла с покраской в матовый белый цвет, матовый золотистый или матовый черный цвет, рассеиватель из сатинового белого акрила.

Beltéri lámpa testek, SMD LED-el szerelve, matt fehér, matt arany vagy matt fekete alumínium és fém szerkezet, fehér opál akril diszperzór.

Серия осветительных тел для интерьера, оборудованных SMD светодиодами, структура из алюминия и металла, боядисана в матово бяло, матово златисто или матово черно, дифузер от бял опалов акрилен.


Séria interiérových svietidiel vybavená SMD LED diódami, konštrukcia z hliníka a kovu lakovaná pieskovo bielou farbou, matnou zlatou alebo pieskovo čiernou, difúzor z opálovo bieleho akrylu.



01-2665

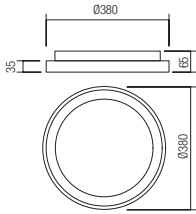


01-2667



01-2669

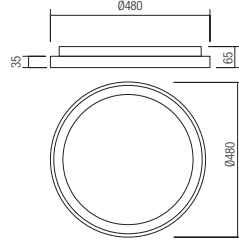
- art. **01-2663** Sand White
- art. **01-2664** Matt Gold
- art. **01-2665** Sand Black



Led type SMD LED 2835 150 pcs x 0,20W  
 Power 30W  
 Input 220-240V, 50/60Hz  
 Color temperature 3000K  
 Lumen source 3486 lm  
 Lumen system 1708 lm  
 CRI 80  
 Dimmable (3 step)



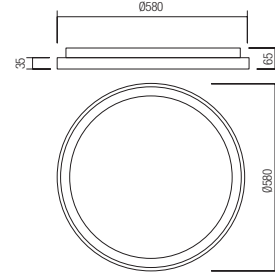
- art. **01-2666** Sand White
- art. **01-2667** Matt Gold
- art. **01-2668** Sand Black



Led type SMD LED 2835 180 pcs x 0,22W  
 Power 40W  
 Input 220-240V, 50/60Hz  
 Color temperature 3000K  
 Lumen source 4920 lm  
 Lumen system 2460 lm  
 CRI 80  
 Dimmable (3 step)



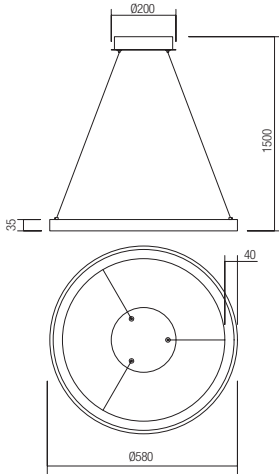
- art. **01-2669** Sand White
- art. **01-2670** Matt Gold
- art. **01-2671** Sand Black



Led type SMD LED 2835 252 pcs x 0,19W  
 Power 50W  
 Input 220-240V, 50/60Hz  
 Color temperature 3000K  
 Lumen source 6265 lm  
 Lumen system 2820 lm  
 CRI 80  
 Dimmable (3 step)



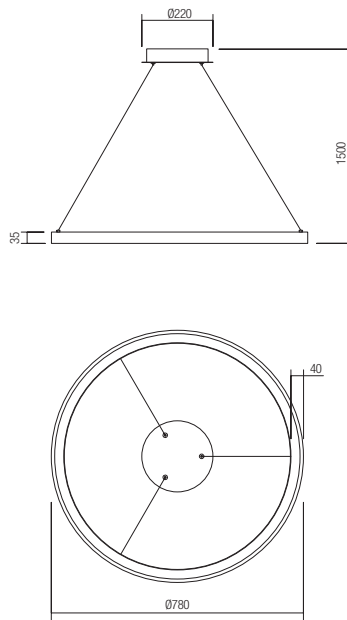
- art. **01-2672** Sand White
- art. **01-2673** Matt Gold
- art. **01-2674** Sand Black



Led type SMD LED 2835 252 pcs x 0,19W  
 Power 50W  
 Input 220-240V, 50/60Hz  
 Color temperature 3000K  
 Lumen source 6265 lm  
 Lumen system 2820 lm  
 CRI 80  
 Dimmable (3 step)



- art. **01-2675** Sand White
- art. **01-2676** Matt Gold
- art. **01-2677** Sand Black



Led type SMD LED 2835 324 pcs x 0,18W  
 Power 60W  
 Input 220-240V, 50/60Hz  
 Color temperature 3000K  
 Lumen source 7176 lm  
 Lumen system 3731 lm  
 CRI 80  
 Dimmable (3 step)









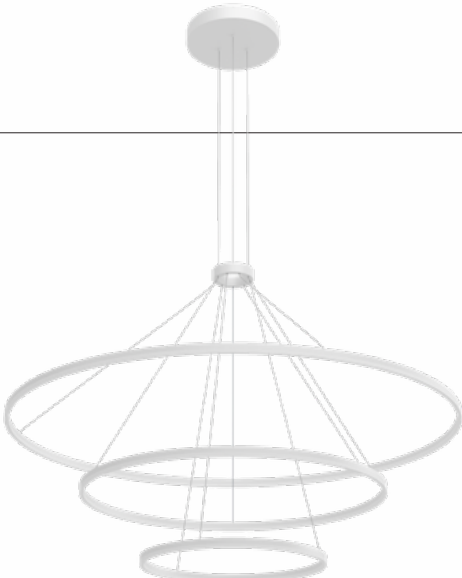
01-2248

# Orbit

01-2243

01-2245

01-2250



Ø1200  
Ø800  
Ø400


Ø1500  
Ø1000  
Ø600

Ø600  
Ø1000  
Ø1500  
Ø1000  
Ø600



01-2245

# Orbit suspensions



Direct light emission



Upon request the Orbit suspensions can be equipped with Dali dimmable power supplies.

La cerere suspensiile Orbit pot fi echipate cu alimentatoare dimabile Dali.

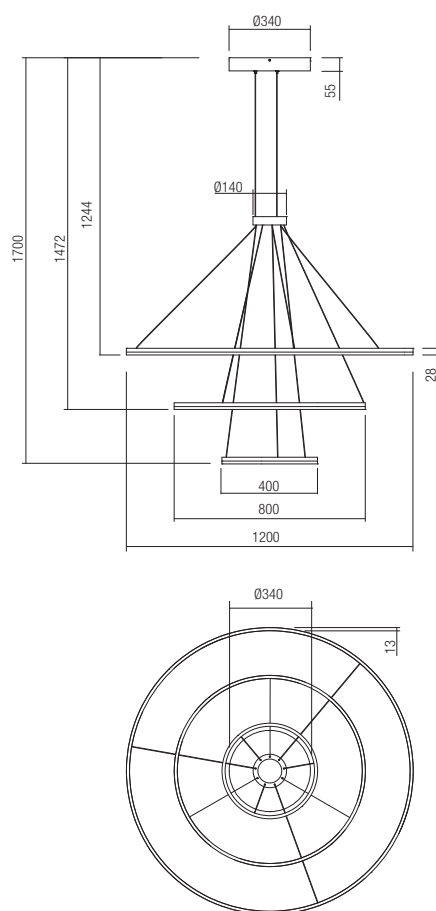
Su richiesta le sospensioni Orbit possono essere dotate di alimentatori dimmerabili Dali.

## 3 circle small

Ø40+Ø80+Ø120cm



- art. **01-2242** Sand White 3000K
- art. **01-2243** Bronze 3000K
- art. **01-2244** Sand Black 3000K
- art. **01-2481** Sand White 4000K
- art. **01-2482** Bronze 4000K
- art. **01-2483** Sand Black 4000K



Led type	SMD LED 2835 1032 pcs x 0.15W	
Power	151W	
Input	220V-240V, 50/60Hz	
Color temperature	3000K	4000K
Lumen source	17395 lm	18199 lm
Lumen system	11298 lm	11812 lm
CRI	80	
Dimmable TRIAC	☉	

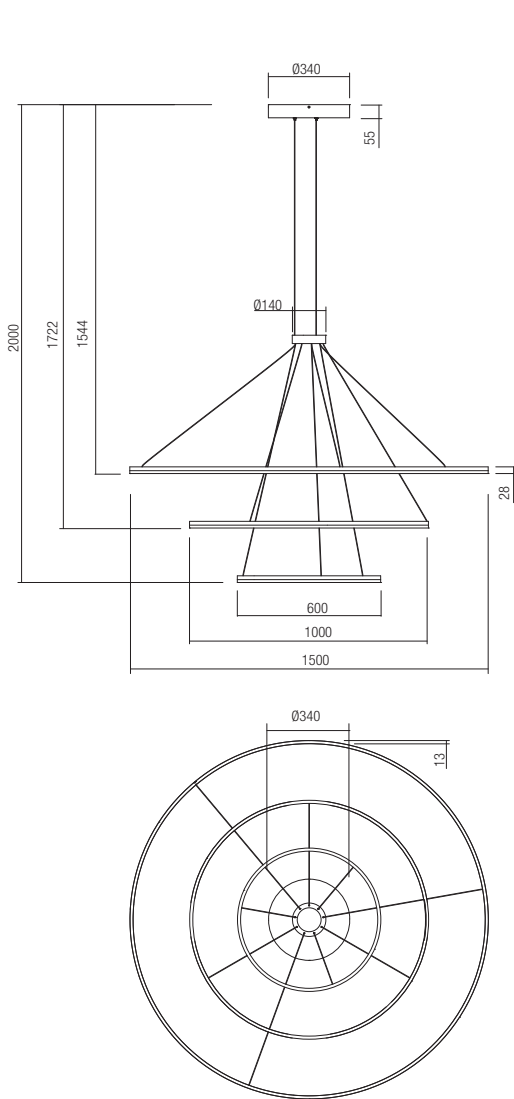


### 3 circle big

Ø60+Ø100+Ø150cm



- art. **01-2245** Sand White 3000K
- art. **01-2246** Bronze 3000K
- art. **01-2247** Sand Black 3000K
- art. **01-2484** Sand White 4000K
- art. **01-2485** Bronze 4000K
- art. **01-2486** Sand Black 4000K

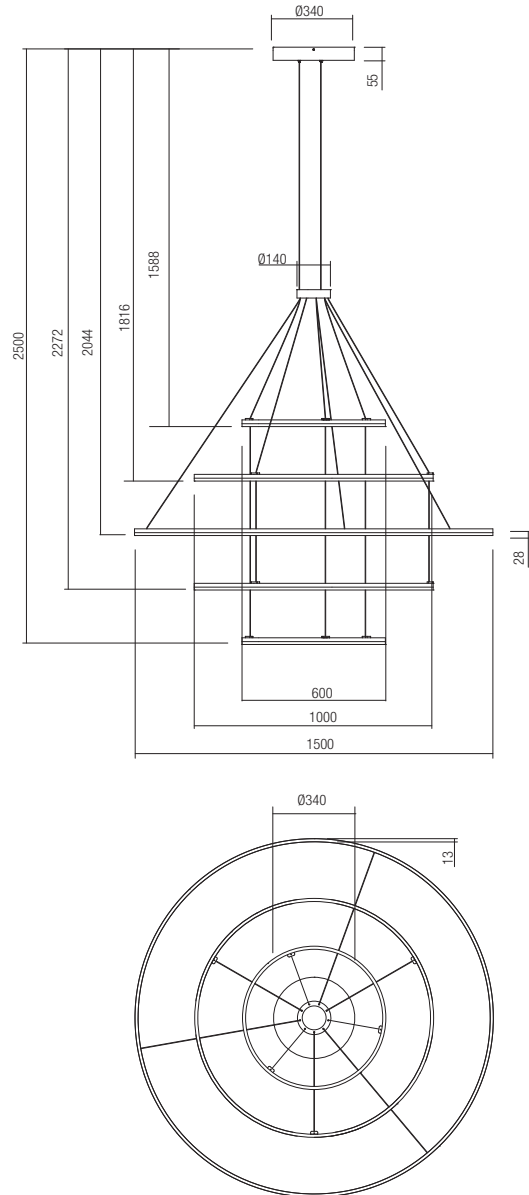


### 5 circle

Ø60+Ø100+Ø150+Ø200+Ø260cm



- art. **01-2248** Sand White 3000K
- art. **01-2249** Bronze 3000K
- art. **01-2250** Sand Black 3000K
- art. **01-2487** Sand White 4000K
- art. **01-2488** Bronze 4000K
- art. **01-2489** Sand Black 4000K



Led type	SMD LED 2835 1320 pcs x 0,15W	
Power	186W	
Input	220V-240V, 50/60Hz	
Color temperature	3000K	4000K
Lumen source	21410 lm	22499 lm
Lumen system	13988 lm	14801 lm
CRI	80	
Dimmable TRIAC	☉	



Led type	SMD LED 2835 1956 pcs x 0,15W	
Power	286W	
Input	220V-240V, 50/60Hz	
Color temperature	3000K	4000K
Lumen source	32897 lm	34611 lm
Lumen system	21345 lm	22076 lm
CRI	80	
Dimmable TRIAC	☉	




# Orbit suspensions





# Orbit suspensions

2 circle 

3 circle 

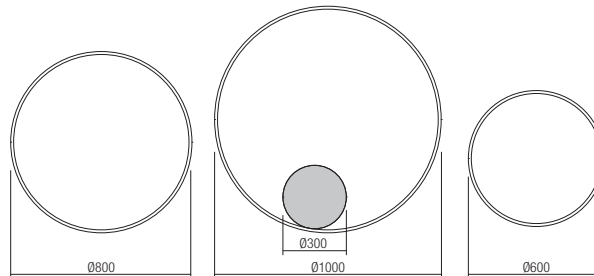
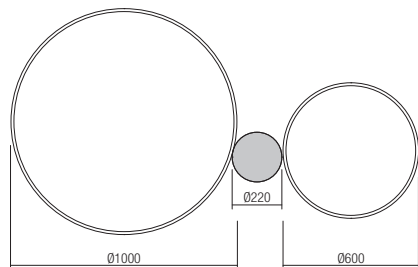
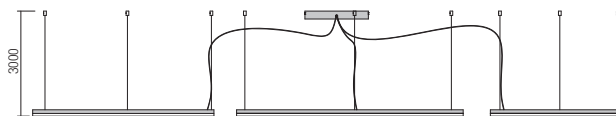
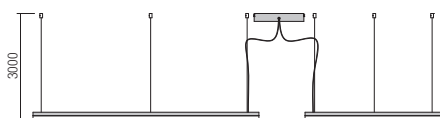
Ø100+Ø60cm


Ø100+Ø80+Ø60cm




-  art. **01-1720** Sand White 3000K
-  art. **01-1721** Bronze 3000K
-  art. **01-1953** Sand Black 3000K
-  art. **01-1922** Sand White 4000K
-  art. **01-1923** Bronze 4000K
-  art. **01-1966** Sand Black 4000K

-  art. **01-1722** Sand White 3000K
-  art. **01-1723** Bronze 3000K
-  art. **01-1954** Sand Black 3000K
-  art. **01-1924** Sand White 4000K
-  art. **01-1925** Bronze 4000K
-  art. **01-1967** Sand Black 4000K



Led type	SMD LED 2835 270 pcs x 0,15W + 456 pcs x 0,14W	
Power	40,5W+68W	
Input	220V-240V, 50/60Hz	
Color temperature	3000K	4000K
Lumen source	13934 lm	14627 lm
Lumen system	9142 lm	9468 lm
CRI	80	
Dimmable TRIAC		
<b>CE IP20</b>		

Led type	SMD LED 2835 270 pcs x 0,15W + 360 pcs x 0,15W + 456 pcs x 0,14W	
Power	40,5W+55W+68W	
Input	220V-240V, 50/60Hz	
Color temperature	3000K	4000K
Lumen source	19840 lm	22181 lm
Lumen system	13967 lm	14556 lm
CRI	80	
Dimmable TRIAC		
<b>CE IP20</b>		



## Customized products

Standard suspensions can be combined in various personalised structures with one electrical connection. Please consult with our support department for technical customization.

Suspensiile individuale se pot combina în variate structuri personalizate cu o singură conexiune electrică. Vă invităm să consultați departamentul de suport pentru personalizarea tehnică a proiectului.

Su ordinazione le sospensioni standard possono essere combinate in strutture personalizzate con una singola connessione elettrica.

Si prega di consultare il nostro ufficio tecnico per consulenza sulle modalità di personalizzazione.



Upon request the Orbit suspensions can be equipped with Dali dimmable power supplies.

La cerere suspensiile Orbit pot fi echipate cu alimentatoare dimabile Dali.

Su richiesta le sospensioni Orbit possono essere dotate di alimentatori dimmerabili Dali.



# Orbit suspensions

## Single circles

Ø60cm

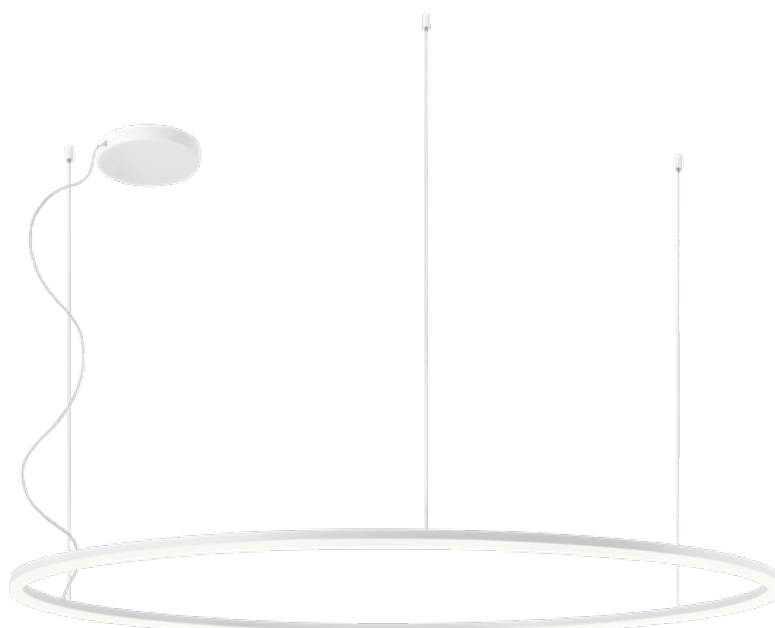
Ø80cm

Ø100cm



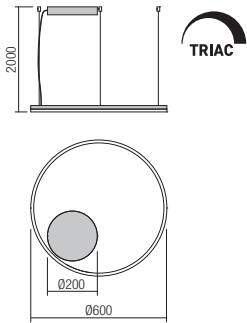
Ø120cm

Ø150cm

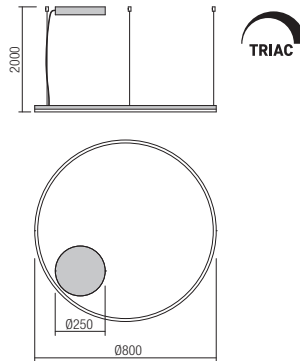


## Direct light emission

- art. **01-1710** Sand White 3000K
- art. **01-1711** Bronze 3000K
- art. **01-1948** Sand Black 3000K
- art. **01-1912** Sand White 4000K
- art. **01-1913** Bronze 4000K
- art. **01-1961** Sand Black 4000K



- art. **01-1712** Sand White 3000K
- art. **01-1713** Bronze 3000K
- art. **01-1949** Sand Black 3000K
- art. **01-1914** Sand White 4000K
- art. **01-1915** Bronze 4000K
- art. **01-1962** Sand Black 4000K



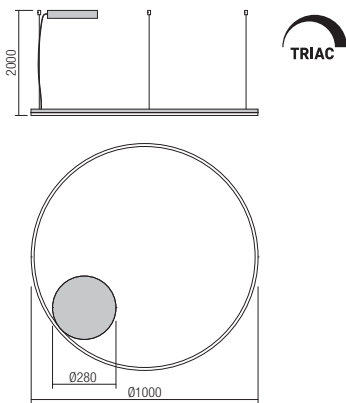
Led type	SMD LED 2835 270 pcs x 0,15W	
Power	42W	
Input	220V-240V, 50/60Hz	
Color temperature	3000K	4000K
Lumen source	5193 lm	5478 lm
Lumen system	3568 lm	3755 lm
CRI	80	
Dimmable TRIAC	☉	

CE IP20

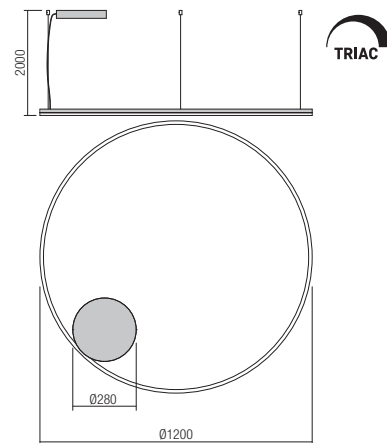
Led type	SMD LED 2835 360 pcs x 0,15W	
Power	55W	
Input	220V-240V, 50/60Hz	
Color temperature	3000K	4000K
Lumen source	7212 lm	7554 lm
Lumen system	4853 lm	5088 lm
CRI	80	
Dimmable TRIAC	☉	

CE IP20

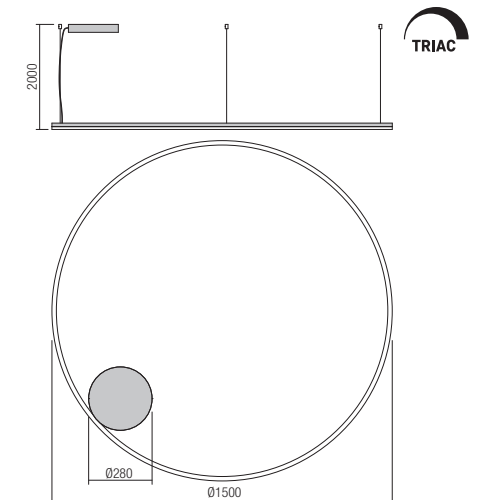
- art. **01-1714** Sand White 3000K
- art. **01-1715** Bronze 3000K
- art. **01-1950** Sand Black 3000K
- art. **01-1916** Sand White 4000K
- art. **01-1917** Bronze 4000K
- art. **01-1963** Sand Black 4000K



- art. **01-1716** Sand White 3000K
- art. **01-1717** Bronze 3000K
- art. **01-1951** Sand Black 3000K
- art. **01-1918** Sand White 4000K
- art. **01-1919** Bronze 4000K
- art. **01-1964** Sand Black 4000K



- art. **01-1718** Sand White 3000K
- art. **01-1719** Bronze 3000K
- art. **01-1952** Sand Black 3000K
- art. **01-1920** Sand White 4000K
- art. **01-1921** Bronze 4000K
- art. **01-1965** Sand Black 4000K



Led type	SMD LED 2835 456 pcs x 0,14W	
Power	68W	
Input	220V-240V, 50/60Hz	
Color temperature	3000K	4000K
Lumen source	8741 lm	9167 lm
Lumen system	5465 lm	5713 lm
CRI	80	
Dimmable TRIAC	☉	

CE IP20

Led type	SMD LED 2835 576 pcs x 0,14W	
Power	76W	
Input	220V-240V, 50/60Hz	
Color temperature	3000K	4000K
Lumen source	9761 lm	10227 lm
Lumen system	6805 lm	7159 lm
CRI	80	
Dimmable TRIAC	☉	

CE IP20

Led type	SMD LED 2835 720 pcs x 0,14W	
Power	110W	
Input	220V-240V, 50/60Hz	
Color temperature	3000K	4000K
Lumen source	13856 lm	14587 lm
Lumen system	8372 lm	8793 lm
CRI	80	
Dimmable TRIAC	☉	

CE IP20

## Accessory

- art. **CR1MWH** Sand White
- art. **CR1MBK** Sand Black



Round metal canopies, recessed installing, painted in sand white or sand black, for installation of a single suspension. Maximum diameter of cable access hole 7mm.

Baze rotunde cu montaj incastat, din metal vopsit alb mat sau negru mat, pentru montajul unei suspensii. Diametrul maxim al găurii de ieșire a cablului 7mm.

Rosoni circolari per installazione ad incasso, in metallo verniciato bianco opaco o nero opaco, per montaggio di una singola sospensione. Diametro massimo del foro di uscita del cavo elettrico 7mm.

# Orbit suspensions





# Orbit wall/ceiling

INDIRECT LIGHT



01-1945



DIRECT LIGHT



01-1707



01-3311

# Orbit wall/ceiling



01-3312





01-1706



# Orbit wall/ceiling

Series of light fixtures for interior equipped with SMD LEDs, structure of aluminum and metal painted in sand white, sand black or with bronze finish, diffusers of satin white acrylic.

Serie de corpuri de iluminat pentru interior echipate cu LED-uri SMD, structură din aluminiu și metal vopsită alb mat, negru mat sau cu finisaj bronz, dispersoare din acril alb satinat.

Serie di apparecchi per interni equipaggiati con SMD LED, struttura in alluminio e metallo verniciata bianco opaco, nero opaco o con finitura bronzo, diffusori in acrilico satinato bianco.

Серия светильников для интерьера оснащенных светодиодами SMD, структура из алюминия и металла окрашенного в белый матовый цвет, черный матовый или отделанная под бронзу, рассеиватель из белого сатинированного акрила.

Beltéri lámpa testek, SMD LED-el szerelve, matt fehér, matt fekete vagy bronz színű alumínium szerkezet, akril fehér opál diszperzór.

Серия интерьерни осветители с SMD LED платка, корпус от алуминий и стомана в бял мат, мат черен или бронз, дифузер от сатиниран бял акрил.

Séria svietidiel pre interiér, vybavených LED diódami SMD, štruktúra hliníka a kovu lakovaná v matnej bielej, matnej čiernej alebo bronzovej povrchovej úprave, difúzor zo saténovo bieleho akrylátu.

Upon request the Orbit wall and ceiling lamps can be equipped with DALI dimmable power supplies.

La cerere aplicie sau plafoniere Orbit pot fi echipate cu alimentatoare dimabile DALI.

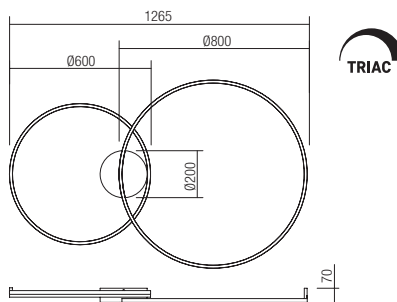
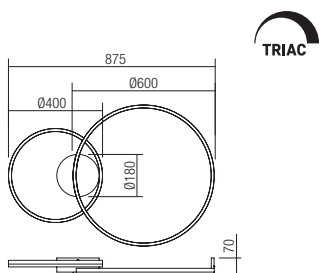
Su richiesta applique e plafoniere Orbit possono essere dotate di alimentatori dimmerabili DALI.



## Ceiling DIRECT LIGHT

- art. **01-3305** Sand White 3000/4000K
- art. **01-3365** Bronze 3000/4000K
- art. **01-3306** Sand Black 3000/4000K

- art. **01-3311** Sand White 3000/4000K
- art. **01-3366** Bronze 3000/4000K
- art. **01-3312** Sand Black 3000/4000K



Led type	2835 SMD LED 360 pcs x 0,17W 3000K, 360 pcs x 0,17W 4000K
Power	63W
Input	220-240V, 50/60Hz
Color temperature	CCT 3000K/4000K
Lumen source	8205 lm
Lumen system	5632 lm
CRI	80
Dimmable TRIAC	


CE IP20

Led type	2835 SMD LED 504 pcs x 0,17W 3000K, 504 pcs x 0,17W 4000K
Power	88W
Input	220-240V, 50/60Hz
Color temperature	CCT 3000K/4000K
Lumen source	11425 lm
Lumen system	7819 lm
CRI	80
Dimmable TRIAC	

CE IP20



01-3306



01-3366

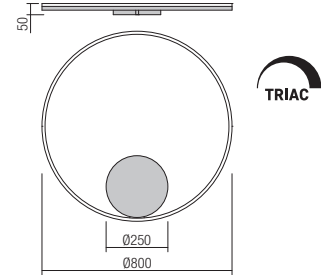
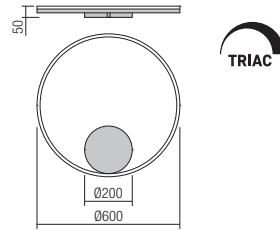
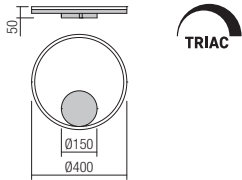


**Wall/Ceiling  
DIRECT LIGHT**

- art. **01-1698** Sand White 3000K
- art. **01-1699** Bronze 3000K
- art. **01-1942** Sand Black 3000K
- art. **01-1900** Sand White 4000K
- art. **01-1901** Bronze 4000K
- art. **01-1955** Sand Black 4000K

- art. **01-1702** Sand White 3000K
- art. **01-1703** Bronze 3000K
- art. **01-1944** Sand Black 3000K
- art. **01-1904** Sand White 4000K
- art. **01-1905** Bronze 4000K
- art. **01-1957** Sand Black 4000K

- art. **01-1706** Sand White 3000K
- art. **01-1707** Bronze 3000K
- art. **01-1946** Sand Black 3000K
- art. **01-1908** Sand White 4000K
- art. **01-1909** Bronze 4000K
- art. **01-1959** Sand Black 4000K



Led type	SMD LED 2835 180 pcs x 0,14W	
Power	26W	
Input	220V-240V, 50/60Hz	
Color temperature	3000K	4000K
Lumen source	3645 lm	3815 lm
Lumen system	2305 lm	2425 lm
CRI	80	
Dimmable TRIAC		

Led type	SMD LED 2835 270 pcs x 0,15W	
Power	40,5W	
Input	220V-240V, 50/60Hz	
Color temperature	3000K	4000K
Lumen source	5193 lm	5460 lm
Lumen system	3568 lm	3755 lm
CRI	80	
Dimmable TRIAC		

Led type	SMD LED 2835 360 pcs x 0,15W	
Power	55W	
Input	220V-240V, 50/60Hz	
Color temperature	3000K	4000K
Lumen source	7212 lm	7554 lm
Lumen system	4853 lm	5088 lm
CRI	80	
Dimmable TRIAC		

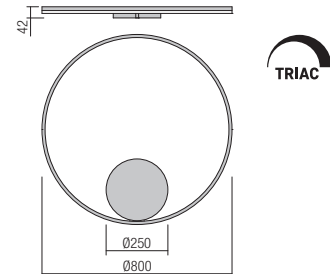
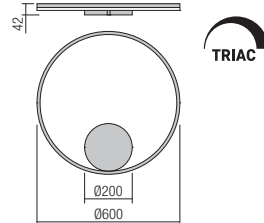
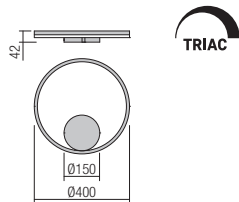


**Wall/Ceiling  
INDIRECT LIGHT**

- art. **01-1700** Sand White 3000K
- art. **01-1701** Bronze 3000K
- art. **01-1943** Sand Black 3000K
- art. **01-1902** Sand White 4000K
- art. **01-1903** Bronze 4000K
- art. **01-1956** Sand Black 4000K

- art. **01-1704** Sand White 3000K
- art. **01-1705** Bronze 3000K
- art. **01-1945** Sand Black 3000K
- art. **01-1906** Sand White 4000K
- art. **01-1907** Bronze 4000K
- art. **01-1958** Sand Black 4000K

- art. **01-1708** Sand White 3000K
- art. **01-1709** Bronze 3000K
- art. **01-1947** Sand Black 3000K
- art. **01-1910** Sand White 4000K
- art. **01-1911** Bronze 4000K
- art. **01-1960** Sand Black 4000K



Led type	SMD LED 2835 180 pcs x 0,135W	
Power	24,5W	
Input	220V-240V, 50/60Hz	
Color temperature	3000K	4000K
Lumen source	3422 lm	3585 lm
Lumen system	2269 lm	2375 lm
CRI	80	
Dimmable TRIAC		

Led type	SMD LED 2835 270 pcs x 0,16W	
Power	44W	
Input	220V-240V, 50/60Hz	
Color temperature	3000K	4000K
Lumen source	5803 lm	6084 lm
Lumen system	3722 lm	3915 lm
CRI	80	
Dimmable TRIAC		

Led type	SMD LED 2835 360 pcs x 0,15W	
Power	54W	
Input	220V-240V, 50/60Hz	
Color temperature	3000K	4000K
Lumen source	6925 lm	7283 lm
Lumen system	4786 lm	5002 lm
CRI	80	
Dimmable TRIAC		







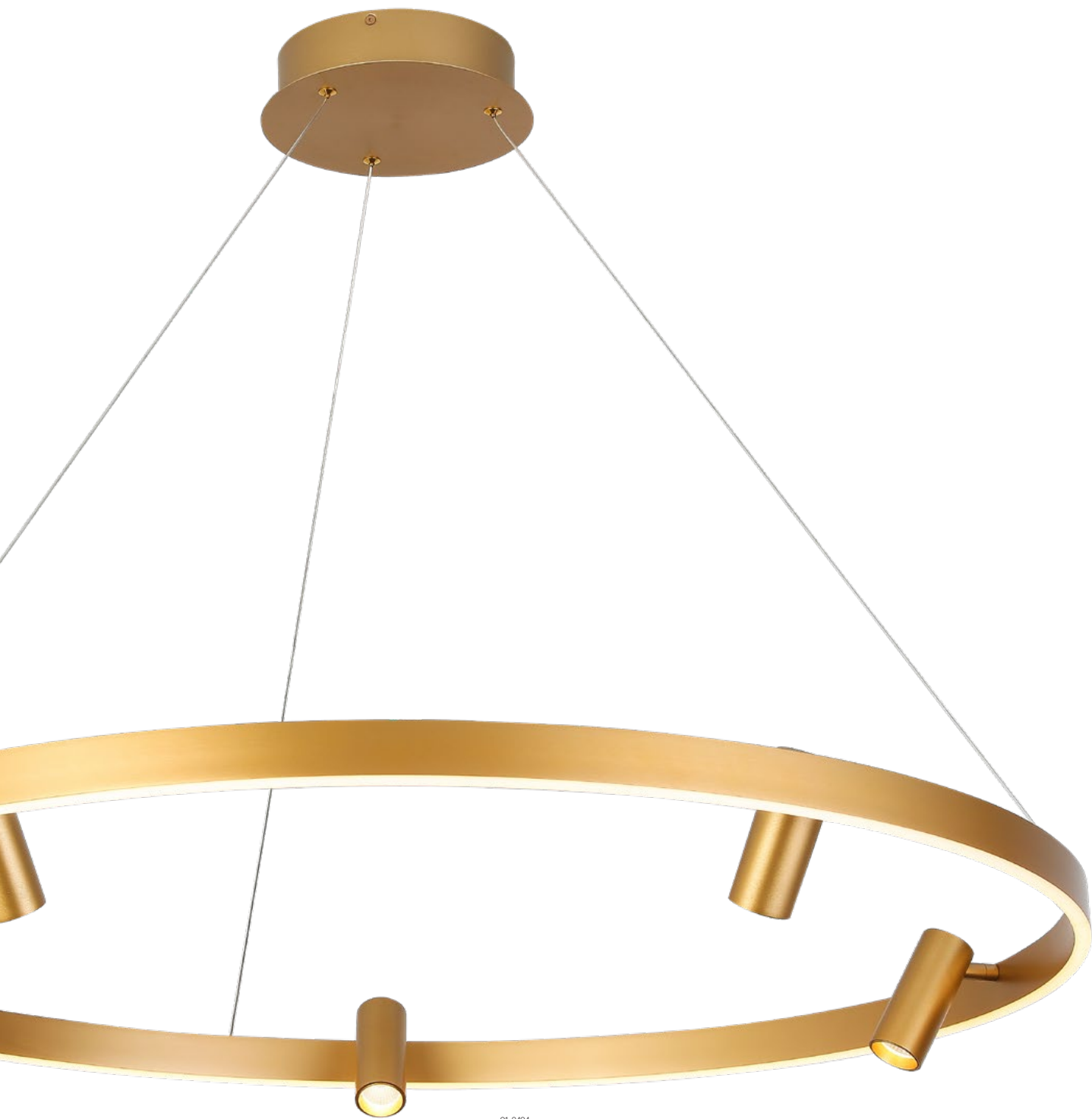
01-2492

# Summit



01-2491





01-2494

# Summit



Suspensions for interior equipped with SMD LEDs and orientable COB spot lights.

Structure of aluminum and metal available in two versions: with matt gold brushed finish and spot lights finished in brushed gold or electrostatically painted in sand black with spot lights finished in brass.

Opal silicon diffuser.

Triple light regulation: individually for the circle, individually for the spots of simultaneously for both sources.

Suspensii pentru interior echipate cu LED-uri SMD și spoturi orientabile cu LED-uri COB.  
Structură din aluminiu și metal disponibilă în următoarele versiuni: finisaj auriu periat cu spoturi auriu periat sau vopsită în câmp electrostatic negru mat cu spoturi finisate alamă.  
Dispensur din silicon alb opal.  
Control al luminii separat pentru cerc, numai pentru spoturi, sau cerc și spoturi împreună.

Sospensioni per interni equipaggiate con SMD LED e faretto orientabili con COB LED.  
Struttura in alluminio e metallo disponibile nelle seguenti varianti: oro spazzolato con faretto finitura oro spazzolato o nero opaco con faretto finitura ottone.  
Diffusore in silicone opalino.  
Triplo controllo della luce: separato per cerchio, solo per faretto oppure cerchio con faretto insieme.

Навесные светильники для интерьера, оснащенный светодиодами SMD и ориентируемыми светодиодными точечными светильниками COB.  
Структура из алюминия и металла в двух исполнениях: с матовой золотистой крацованной отделкой и точечными светильниками отделанными в крацовый золотистый либо с электростатической покраской в матовый черный с точечными светильниками с отделкой из латуни.  
Силиконовый опаловый рассеиватель.  
Тройной контроль освещенности: только для круга, только для точечных светильников или совместный для круга и точечных светильников.

Beltéri függesztékek, SMD LED-el szerelve, COB LED-es mozgatható spottal.  
Alumínium és fém szerkezet a következő színekben: fésült arany fésült arany spottal vagy elektrostatikus mezőben matt fekete szerkezet és réz spottal.  
Opál szilikon diszperzór.  
Külön kapcsolható a kör vagy a spott, vagy mindkettő egyszerre.

Полилеи за интериор, разполагат със SMD светодиоди и регулируеми светлини, със COB светодиоди.  
Структура от алуминий и метал, предлагана в следните версии: четен златен завършек, със светлини в четено златно или боядисана в електростатично поле в матово черно, със светлини с месингов завършек.  
Дифузер от бял опалов силикон.  
Отделен контрол за светлината на кръга, само за светлините, или за кръга и светлините, заедно.

Závesné interiérové svietidlá vybavené SMD LED diódami a orientovateľnými bodovými svetlami COB.  
Štruktúra z hliníka a kovu je k dispozícii v dvoch verziách: s matnou zlatou povrchovou úpravou brúsenou farbou a bodové svetlá s povrchovou úpravou z brúsenej zlatej alebo elektrostaticky lakované v pieskovej čiernej farbe s bodovými svetlami zakončenými mosadzou.  
Opálový difúzor.  
Trojitá regulácia svetla: individuálne pre kruh, individuálne pre bodové svetlá súčasne pre oba zdroje.





01-2495

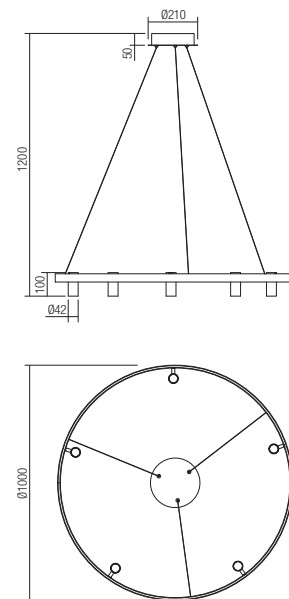
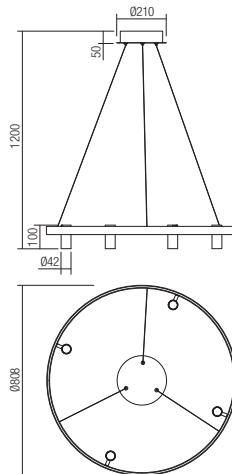
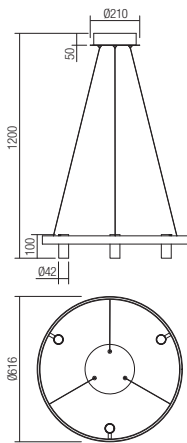


01-2492

art. **01-2490** Brush Gold  
art. **01-2491** Sand black + Brass gold

art. **01-2492** Brush Gold  
art. **01-2493** Sand black + Brass gold

art. **01-2494** Brush Gold  
art. **01-2495** Sand black + Brass gold



Led type	SMD LED 2835 228 pcs x 0,12W + COB 3 pcs x 4W
Power	25W+13W
Input	220-240V, 50/60Hz
Color temperature	3000K
Lumen source	4800 lm
Lumen system	2325 lm
CRI	90
Not dimmable	

CE IP20

Led type	SMD LED 2835 300 pcs x 0,14W + COB 4 pcs x 4W
Power	36W+17,5W
Input	220-240V, 50/60Hz
Color temperature	3000K
Lumen source	6100 lm
Lumen system	3180 lm
CRI	90
Not dimmable	

CE IP20

Led type	SMD LED 2835 372 pcs x 0,13W + COB LED 5 pcs x 4W
Power	44W+22W
Input	220-240V, 50/60Hz
Color temperature	3000K
Lumen source	7300 lm
Lumen system	3640 lm
CRI	90
Not dimmable	

CE IP20



01-2823



01-2883



Febe  
121






01-2928






01-2851



01-2859



01-2837



01-2827





01-2861



# Febe



Series of lamps for interior equipped with SMD LEDs, structure of aluminum and metal painted in sand white, matt gold or sand black, diffuser of white silicon.

Serie de corpuri de iluminat pentru interior echipate cu LED-uri SMD, structură din aluminiu și metal vopsită alb mat, negru mat sau auriu mat, dispersor din silicon alb.

Apparecchi per interni equipaggiati con SMD LED, struttura in alluminio e metallo verniciata bianco opaco, oro opaco o nero opaco, diffusore in silicone bianco.

Серия светильников для интерьера, оснащенных светодиодами SMD, структура из алюминия и металла с покраской в матовый белый, матовый черный или матовый золотистый цвет, рассеиватель из белого силикона.

Beltéri lámpa testek, SMD LED-el szerelve, matt fehér, matt fekete vagy matt arany alumínium és fém szerkezet, fehér szilikon diszperzór.

Серия осветительных тел для интерьера, оборудована с SMD светодиодами, структура из алюминия и металл, боядисана в матово белом, матово черном, дифузер от бел силикон.

Séria interiérových lúčiek vybavených SMD LED technológiou, konštrukcia z hliníka a kovu, lakované v pieskovej bielej, matnej zlatej alebo pieskovej čiernej farby, difúzor z bieleho silikónu.

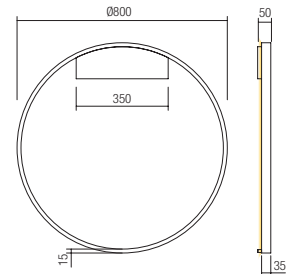
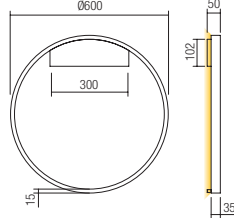
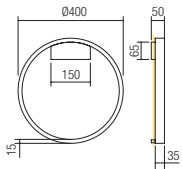


## INDIRECT LIGHT

- art. **01-2815** Sand White 3000K
- art. **01-2819** Sand Black 3000K
- art. **01-2817** Matt Gold 3000K
- art. **01-2816** Sand White 4000K
- art. **01-2820** Sand Black 4000K
- art. **01-2818** Matt Gold 4000K

- art. **01-2821** Sand White 3000K
- art. **01-2825** Sand Black 3000K
- art. **01-2823** Matt Gold 3000K
- art. **01-2822** Sand White 4000K
- art. **01-2826** Sand Black 4000K
- art. **01-2824** Matt Gold 4000K

- art. **01-2827** Sand White 3000K
- art. **01-2831** Sand Black 3000K
- art. **01-2829** Matt Gold 3000K
- art. **01-2828** Sand White 4000K
- art. **01-2832** Sand Black 4000K
- art. **01-2830** Matt Gold 4000K



Led type	SMD LED 2835 156 pcs x 0,15W	
Power	24W	
Input	220V-240V, 50/60Hz	
Color temperature	3000K	4000K
Lumen source	3264 lm	3360 lm
Lumen system	White: 1560 lm Gold: 1560 lm Black: 1325 lm	White: 1632 lm Gold: 1632 lm Black: 1398 lm

CRI 80  
Dimmable (3 step)



Led type	SMD LED 2835 216 pcs x 0,17W	
Power	37W	
Input	220V-240V, 50/60Hz	
Color temperature	3000K	4000K
Lumen source	5032 lm	5180 lm
Lumen system	White: 2405 lm Gold: 2405 lm Black: 2045 lm	White: 2516 lm Gold: 2516 lm Black: 2132 lm

CRI 80  
Dimmable (3 step)



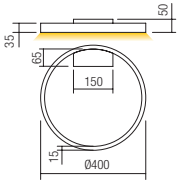
Led type	SMD LED 2835 288 pcs x 0,17W	
Power	50W	
Input	220V-240V, 50/60Hz	
Color temperature	3000K	4000K
Lumen source	6800 lm	7000 lm
Lumen system	White: 3250 lm Gold: 3250 lm Black: 2680 lm	White: 3421 lm Gold: 3421 lm Black: 2737 lm

CRI 80  
Dimmable (3 step)

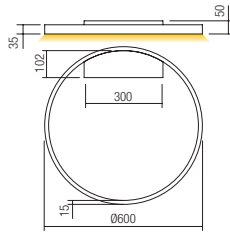


## DIRECT LIGHT

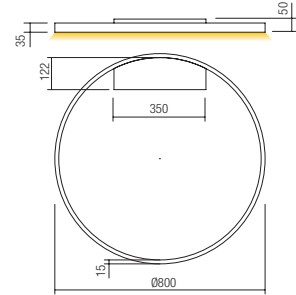
- art. **01-2833** Sand White 3000K
- art. **01-2837** Sand Black 3000K
- art. **01-2835** Matt Gold 3000K
- art. **01-2834** Sand White 4000K
- art. **01-2838** Sand Black 4000K
- art. **01-2836** Matt Gold 4000K



- art. **01-2839** Sand White 3000K
- art. **01-2843** Sand Black 3000K
- art. **01-2841** Matt Gold 3000K
- art. **01-2840** Sand White 4000K
- art. **01-2844** Sand Black 4000K
- art. **01-2842** Matt Gold 4000K



- art. **01-2845** Sand White 3000K
- art. **01-2849** Sand Black 3000K
- art. **01-2847** Matt Gold 3000K
- art. **01-2846** Sand White 4000K
- art. **01-2850** Sand Black 4000K
- art. **01-2848** Matt Gold 4000K

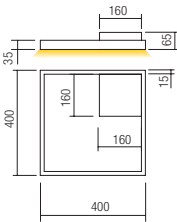


Led type	SMD LED 2835 156 pcs x 0,15W	
Power	24W	
Input	220V-240V, 50/60Hz	
Color temperature	3000K	4000K
Lumen source	3264 lm	3360 lm
Lumen system	White: 1560 lm Gold: 1560 lm Black: 1325 lm	White: 1632 lm Gold: 1632 lm Black: 1398 lm
CRI	80	
Dimmable (3 step)		
<b>CE IP20</b>		

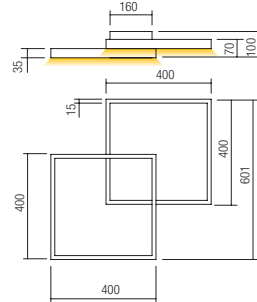
Led type	SMD LED 2835 216 pcs x 0,17W	
Power	37W	
Input	220V-240V, 50/60Hz	
Color temperature	3000K	4000K
Lumen source	5032 lm	5180 lm
Lumen system	White: 2405 lm Gold: 2405 lm Black: 2045 lm	White: 2516 lm Gold: 2516 lm Black: 2132 lm
CRI	80	
Dimmable (3 step)		
<b>CE IP20</b>		

Led type	SMD LED 2835 288 pcs x 0,17W	
Power	50W	
Input	220V-240V, 50/60Hz	
Color temperature	3000K	4000K
Lumen source	6800 lm	7000 lm
Lumen system	White: 3250 lm Gold: 3250 lm Black: 2680 lm	White: 3421 lm Gold: 3421 lm Black: 2737 lm
CRI	80	
Dimmable (3 step)		
<b>CE IP20</b>		

- art. **01-2851** Sand White 3000K
- art. **01-2855** Sand Black 3000K
- art. **01-2853** Matt Gold 3000K
- art. **01-2852** Sand White 4000K
- art. **01-2856** Sand Black 4000K
- art. **01-2854** Matt Gold 4000K



- art. **01-2857** Sand White 3000K
- art. **01-2861** Sand Black 3000K
- art. **01-2859** Matt Gold 3000K
- art. **01-2858** Sand White 4000K
- art. **01-2862** Sand Black 4000K
- art. **01-2860** Matt Gold 4000K



Led type	SMD LED 2835 403 pcs x 0,07W	
Power	30W	
Input	220V-240V, 50/60Hz	
Color temperature	3000K	4000K
Lumen source	4080 lm	4200 lm
Lumen system	White: 1950 lm Gold: 1950 lm Black: 1657 lm	White: 2040 lm Gold: 2040 lm Black: 1754 lm
CRI	80	
Dimmable (3 step)		
<b>CE IP20</b>		

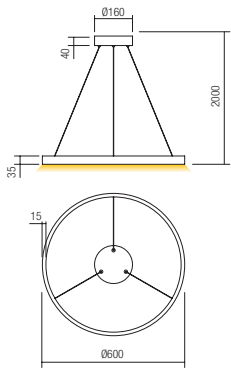
Led type	SMD LED 2835 806 pcs x 0,07W	
Power	62W	
Input	220V-240V, 50/60Hz	
Color temperature	3000K	4000K
Lumen source	8432 lm	8680 lm
Lumen system	White: 4030 lm Gold: 4030 lm Black: 3546 lm	White: 4216 lm Gold: 4216 lm Black: 3668 lm
CRI	80	
Dimmable (3 step)		
<b>CE IP20</b>		



# Febe

## DIRECT LIGHT

- art. **01-2863** Sand White 3000K
- art. **01-2867** Sand Black 3000K
- art. **01-2865** Matt Gold 3000K
- art. **01-2864** Sand White 4000K
- art. **01-2868** Sand Black 4000K
- art. **01-2866** Matt Gold 4000K

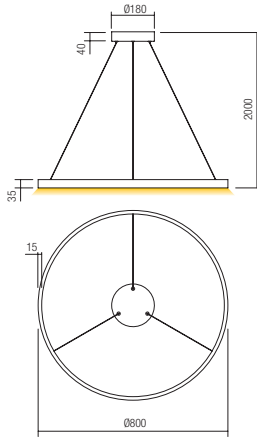


Led type	SMD LED 2835 216 pcs x 0,17W	
Power	37W	
Input	220V-240V, 50/60Hz	
Color temperature	3000K	4000K
Lumen source	5032 lm	5180 lm
Lumen system	White: 2405 lm Gold: 2405 lm Black: 2092 lm	White: 2516 lm Gold: 2516 lm Black: 2214 lm

CRI 80  
Dimmable (3 step)

IP20

- art. **01-2869** Sand White 3000K
- art. **01-2873** Sand Black 3000K
- art. **01-2871** Matt Gold 3000K
- art. **01-2870** Sand White 4000K
- art. **01-2874** Sand Black 4000K
- art. **01-2872** Matt Gold 4000K

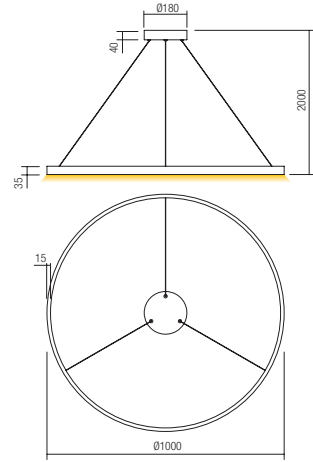


Led type	SMD LED 2835 288 pcs x 0,17W	
Power	50W	
Input	220V-240V, 50/60Hz	
Color temperature	3000K	4000K
Lumen source	6800 lm	7000 lm
Lumen system	White: 3250 lm Gold: 3250 lm Black: 2795 lm	White: 3400 lm Gold: 3400 lm Black: 2992 lm

CRI 80  
Dimmable (3 step)

IP20

- art. **01-2875** Sand White 3000K
- art. **01-2879** Sand Black 3000K
- art. **01-2877** Matt Gold 3000K
- art. **01-2876** Sand White 4000K
- art. **01-2880** Sand Black 4000K
- art. **01-2878** Matt Gold 4000K

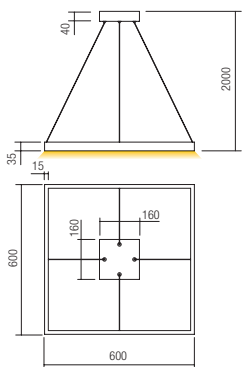


Led type	SMD LED 2835 360 pcs x 0,17W	
Power	62W	
Input	220V-240V, 50/60Hz	
Color temperature	3000K	4000K
Lumen source	8432 lm	8680 lm
Lumen system	White: 4030 lm Gold: 4030 lm Black: 3465 lm	White: 4216 lm Gold: 4216 lm Black: 3626 lm

CRI 80  
Dimmable (3 step)

IP20

- art. **01-2899** Sand White 3000K
- art. **01-2903** Sand Black 3000K
- art. **01-2901** Matt Gold 3000K
- art. **01-2900** Sand White 4000K
- art. **01-2904** Sand Black 4000K
- art. **01-2902** Matt Gold 4000K

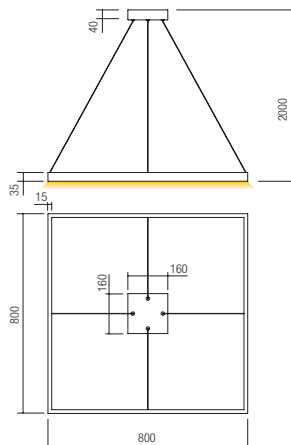


Led type	SMD LED 2835 403 pcs x 0,09W	
Power	40W	
Input	220V-240V, 50/60Hz	
Color temperature	3000K	4000K
Lumen source	5440 lm	5600 lm
Lumen system	White: 2600 lm Gold: 2600 lm Black: 2236 lm	White: 2720 lm Gold: 2720 lm Black: 2394 lm

CRI 80  
Dimmable (3 step)

IP20

- art. **01-2905** Sand White 3000K
- art. **01-2909** Sand Black 3000K
- art. **01-2907** Matt Gold 3000K
- art. **01-2906** Sand White 4000K
- art. **01-2910** Sand Black 4000K
- art. **01-2908** Matt Gold 4000K

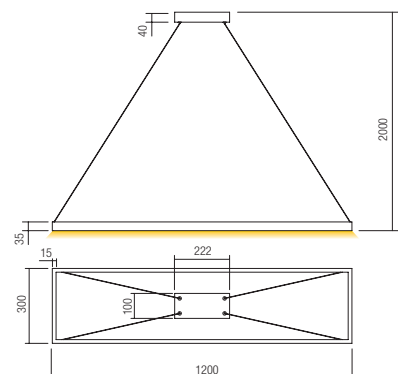


Led type	SMD LED 2835 537 pcs x 0,09W	
Power	50W	
Input	220V-240V, 50/60Hz	
Color temperature	3000K	4000K
Lumen source	6800 lm	7000 lm
Lumen system	White: 3250 lm Gold: 3250 lm Black: 2828 lm	White: 3400 lm Gold: 3400 lm Black: 2924 lm

CRI 80  
Dimmable (3 step)

IP20

- art. **01-2923** Sand White 3000K
- art. **01-2927** Sand Black 3000K
- art. **01-2925** Matt Gold 3000K
- art. **01-2924** Sand White 4000K
- art. **01-2928** Sand Black 4000K
- art. **01-2926** Matt Gold 4000K

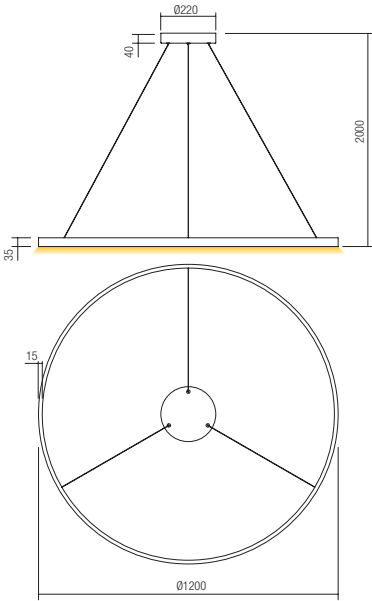


Led type	SMD LED 2835 504 pcs x 0,09W	
Power	50W	
Input	220V-240V, 50/60Hz	
Color temperature	3000K	4000K
Lumen source	6800 lm	7000 lm
Lumen system	White: 3250 lm Gold: 3250 lm Black: 2795 lm	White: 3400 lm Gold: 3400 lm Black: 3011 lm

CRI 80  
Dimmable (3 step)

IP20

- art. **01-2881** Sand White 3000K
- art. **01-2885** Sand Black 3000K
- art. **01-2883** Matt Gold 3000K
- art. **01-2882** Sand White 4000K
- art. **01-2886** Sand Black 4000K
- art. **01-2884** Matt Gold 4000K

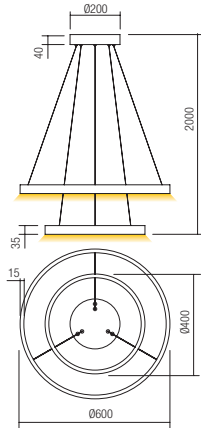


Led type	SMD LED 2835 432 pcs x 0,17W	
Power	75W	
Input	220V-240V, 50/60Hz	
Color temperature	3000K	4000K
Lumen source	10200 lm	10500 lm
Lumen system	White: 4875 lm Gold: 4875 lm Black: 4290 lm	White: 5100 lm Gold: 5100 lm Black: 4590 lm

CRI 80  
Dimmable (3 step)

**CE IP20**

- art. **01-2887** Sand White 3000K
- art. **01-2891** Sand Black 3000K
- art. **01-2889** Matt Gold 3000K
- art. **01-2888** Sand White 4000K
- art. **01-2892** Sand Black 4000K
- art. **01-2890** Matt Gold 4000K

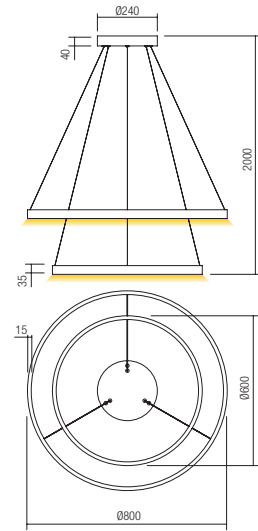


Led type	SMD LED 2835 372 pcs x 0,16W	
Power	62W	
Input	220V-240V, 50/60Hz	
Color temperature	3000K	4000K
Lumen source	8432 lm	8680 lm
Lumen system	White: 4030 lm Gold: 4030 lm Black: 3465 lm	White: 4216 lm Gold: 4216 lm Black: 3710 lm

CRI 80  
Dimmable (3 step)

**CE IP20**

- art. **01-2893** Sand White 3000K
- art. **01-2897** Sand Black 3000K
- art. **01-2895** Matt Gold 3000K
- art. **01-2894** Sand White 4000K
- art. **01-2898** Sand Black 4000K
- art. **01-2896** Matt Gold 4000K

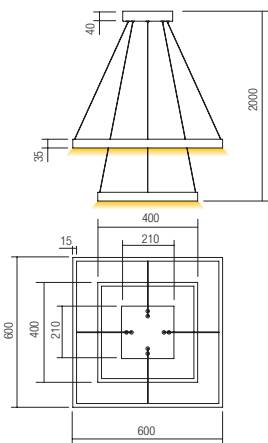


Led type	SMD LED 2835 504 pcs x 0,16W	
Power	82W	
Input	220V-240V, 50/60Hz	
Color temperature	3000K	4000K
Lumen source	11152 lm	11480 lm
Lumen system	White: 5330 lm Gold: 5330 lm Black: 4637 lm	White: 5576 lm Gold: 5576 lm Black: 4907 lm

CRI 80  
Dimmable (3 step)

**CE IP20**

- art. **01-2911** Sand White 3000K
- art. **01-2915** Sand Black 3000K
- art. **01-2913** Matt Gold 3000K
- art. **01-2912** Sand White 4000K
- art. **01-2916** Sand Black 4000K
- art. **01-2914** Matt Gold 4000K

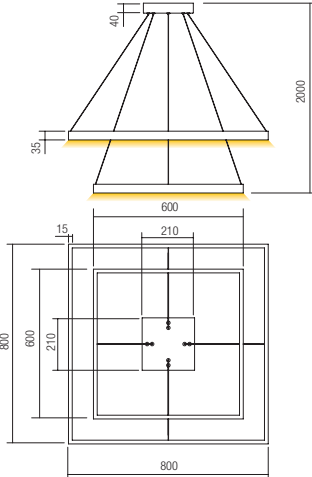


Led type	SMD LED 2835 671 pcs x 0,11W	
Power	75W	
Input	220V-240V, 50/60Hz	
Color temperature	3000K	4000K
Lumen source	10200 lm	10500 lm
Lumen system	White: 4875 lm Gold: 4875 lm Black: 4338 lm	White: 5100 lm Gold: 5100 lm Black: 4437 lm

CRI 80  
Dimmable (3 step)

**CE IP20**

- art. **01-2917** Sand White 3000K
- art. **01-2921** Sand Black 3000K
- art. **01-2919** Matt Gold 3000K
- art. **01-2918** Sand White 4000K
- art. **01-2922** Sand Black 4000K
- art. **01-2920** Matt Gold 4000K



Led type	SMD LED 2835 940 pcs x 0,10W	
Power	100W	
Input	220V-240V, 50/60Hz	
Color temperature	3000K	4000K
Lumen source	13600 lm	14000 lm
Lumen system	White: 6500 lm Gold: 6500 lm Black: 5525 lm	White: 6800 lm Gold: 6800 lm Black: 5984 lm

CRI 80  
Dimmable (3 step)

**CE IP20**





01-2545



# Cronos







01-2538



01-2539

# Cronos



01-2541





# Cronos

Series of light fixtures for interior equipped with SMD LEDs, structure of aluminum and metal painted in sand white, sand black or with bronze finishing, diffusers of satin white acrylic.

Serie de corpuri de iluminat pentru interior echipate cu LED-uri SMD, structură din aluminiu și metal vopsită alb mat, negru mat sau cu finisaj bronz, dispersoare din acril alb satinat.

Serie di apparecchi per interni equipaggiati con SMD LED, struttura in alluminio e metallo verniciata bianco opaco, nero opaco o con finitura bronzo, diffusori in acrilico satinato bianco.

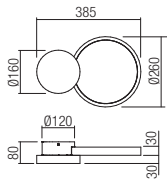
Серия светильников для интерьера, оснащенных светодиодами SMD, структура из алюминия и металла с покраской в матовый белый цвет, отделка из матового черного или бронзового цвета, рассеиватели из сатинового белого акрила.

Beltéri lámpatestek SMD LED-ekkel, matt fehér, matt fekete vagy bronz bevonatú alumínium- és fémszerkezet, szatén fehér akril diffúzorok.

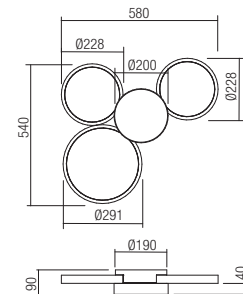
Серия осветительных тел для интерьера, располагает с SMD светодиодами, структура от алюминия и металла, боядисана в матово бяло, матово черно или с бронзово покритие, дифузери от бял сатенен акрилен.

Séria interiérových svietidiel vybavená SMD LED diódami, konštrukcia z hliníka a kovu lakovaná v pieskovej bielej, pieskovej čiernej alebo s bronzovou povrchovou úpravou, difúzory zo saténového bieleho akrylu.

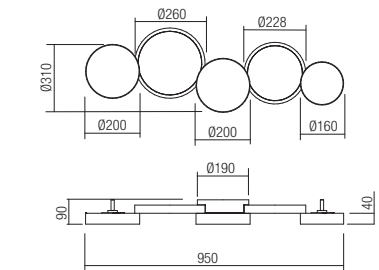
- art. **01-2533** Sand White
- art. **01-2534** Bronze
- art. **01-2535** Sand Black



- art. **01-2536** Sand White
- art. **01-2537** Bronze
- art. **01-2538** Sand Black



- art. **01-2539** Sand White
- art. **01-2540** Bronze
- art. **01-2541** Sand Black



Led type SMD LED 300 pcs x 0,96W  
 Power 29W  
 Input 220-240V, 50/60Hz  
 Color temperature 3000K  
 Lumen source 4056 lm  
 Lumen system 1372 lm  
 CRI 90  
 Dimmable (3 step)

CE IP20

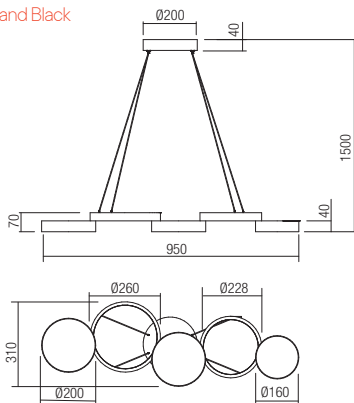
Led type SMD LED 732 pcs x 0,68W  
 Power 50W  
 Input 220-240V, 50/60Hz  
 Color temperature 3000K  
 Lumen source 7381 lm  
 Lumen system 3421 lm  
 CRI 90  
 Dimmable (3 step)

CE IP20

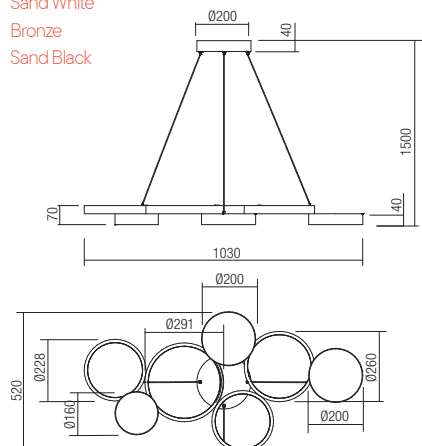
Led type SMD LED 828 pcs x 0,78W  
 Power 65W  
 Input 220-240V, 50/60Hz  
 Color temperature 3000K  
 Lumen source 9393 lm  
 Lumen system 4137 lm  
 CRI 90  
 Dimmable (3 step)

CE IP20

- art. **01-2542** Sand White
- art. **01-2543** Bronze
- art. **01-2544** Sand Black



- art. **01-2545** Sand White
- art. **01-2546** Bronze
- art. **01-2547** Sand Black



Led type SMD LED 1212 pcs x 0,53W  
 Power 65W  
 Input 220-240V, 50/60Hz  
 Color temperature 3000K  
 Lumen source 9626 lm  
 Lumen system 3913 lm  
 CRI 90  
 Dimmable (3 step)

CE IP20

Led type SMD LED 828 pcs x 0,78W  
 Power 65W  
 Input 220-240V, 50/60Hz  
 Color temperature 3000K  
 Lumen source 9393 lm  
 Lumen system 4137 lm  
 CRI 90  
 Dimmable (3 step)

CE IP20







01-2681



# Espiral

Ceiling lamps for interior equipped with SMD LEDs, aluminum and metal structure electrostatically painted in sand white, matt gold or sand black, diffuser of opal white silicone.

Plafoniere pentru interior echipate cu LED-uri SMD, structură din aluminiu și metal vopsit în câmp electrostatic alb mat, auriu mat sau negru mat, dispersor din silicon alb opal.

Plafoniere per interni equipaggiate con SMD LED, struttura in alluminio e metallo verniciato a polveri bianco opaco, oro opaco o nero opaco, diffusore in silicone opalino bianco.

Плафоны для интерьера, оснащенные светодиодами SMD, структура из алюминия и металла с электростатической покраской в матовый белый, матовый золотистый или матовый чёрный цвет, рассеиватель из силикона опалового белого цвета.

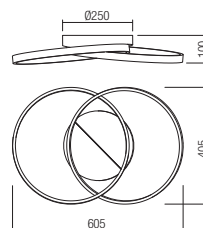
Beltéri mennyezeti lámpák, SMD LED-el szerelve, elektrosztatikus mezőben festett matt fehér, matt arany vagy matt fekete fém és alumínium szerkezet, matt fehér szilikon diszperzór.

Таванни светлини за интериор, оборудвани с SMD светодиоди, структура от алуминий и метал, боядисан в электростатично поле в матово бяло, матово златно или матово черно, дифузер от бял опалов силикон.

Stropné interiérové svietidlá vybavené SMD LED diódami, hliníková a kovová konštrukcia elektrostáticky lakovaná pieskovo biela, matná zlatá alebo pieskovo zlatá, difúzor z opálovo bieleho silikónu.



- art. **01-2678** Sand White
- art. **01-2679** Matt Gold
- art. **01-2680** Sand Black

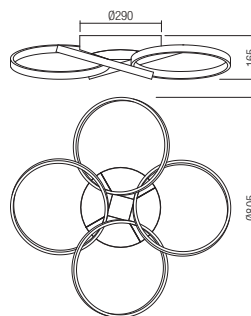


Led type	SMD LED 2835 312 pcs x 0.10W
Power	33W
Input	220-240V, 50/60Hz
Color temperature	3000K
Lumen source	4541 lm
Lumen system	2440 lm
CRI	90
Dimmable (3 step)	

CE IP20




- art. **01-2681** Sand White
- art. **01-2682** Matt Gold
- art. **01-2683** Sand Black



Led type	SMD LED 2835 528 pcs x 0.12W
Power	64W
Input	220-240V, 50/60Hz
Color temperature	3000K
Lumen source	7735 lm
Lumen system	4380 lm
CRI	90
Dimmable (3 step)	

CE IP20





01-2690



01-2692





01-3381

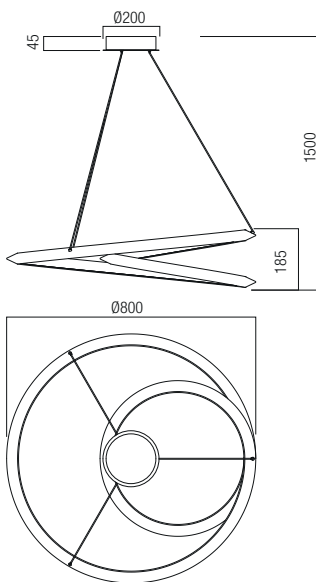
Storm  
145

# Storm

Suspensions for indoor, equipped with SMD LEDs, with the possibility of selecting the color temperature of the light, structure in metal and aluminum electrostatically painted in sand white, sand black or finished in matt gold, white PVC diffuser.



- art. **01-3376** Sand White
- art. **01-3377** Matt Gold
- art. **01-3378** Sand Black



Led type	SMD LED 507 pcs x 0,12W 3000K, 507 pcs x 0,12W 6000K
Power	60W
Input	220-240V, 50/60Hz
Color temperature	CCT 3000K/4000K/6000K
Lumen source	7328 lm
Lumen system	4544 lm
CRI	90
Dimmable (3 step)	

CE IP20

Suspensii pentru interior echipate cu LED-uri SMD, cu posibilitate de selectare a temperaturii de culoare a luminii, structură din metal și aluminiu vopsită în câmp electrostatic alb mat, negru mat sau finisată auriu mat, dispersor din PVC alb.

Sospensioni per interni dotate di LED SMD, con possibilità di selezione la temperatura colore della luce, struttura in metallo e alluminio verniciata a polveri colore bianco opaco, nero opaco o con finitura oro opaco, diffusore in PVC bianco.

Подвесные светильники для внутреннего освещения, оснащенных светодиодами SMD, с возможностью изменения цветовой температуры и яркости света, металлической и алюминиевой структурой, окрашенной в электростатическом поле в матово-белый, матово-черный или с отделкой под матово-золотистый цвет, и рассеивателем из белого ПВХ.

Beltéri függesztékek, SMD LED-el szerelve, színhőmérséklet állítási lehetőség, elektrosztatikus mezőben festett fém és alumínium szerkezet, matt fehér, matt fekete vagy matt arany színű, fehér PVC diszperzör.

Окачени осветители за интериор, оборудвани с LED-ове SMD, с възможност за избор на цвeтова температура на светлината, метална и алуминиева структура боядисана в електростатично поле в матово бяло, матово черно или с матово златисто покритие, бял PVC дифузер.

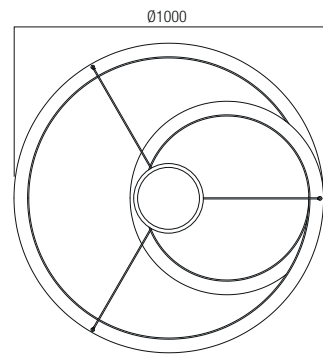
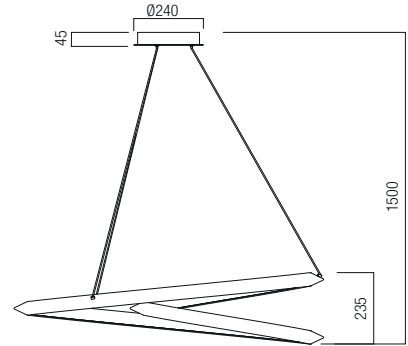
Závesné svietidlá do interiéru, vybavené SMD LED, s možnosťou voľby teploty farby svetla, kovová a hliníková konštrukcia elektrosťaticky lakovaná pieskovo biela, pieskovo čierna alebo matná zlatá farba, biely PVC difúzor.



01-3376



- art. **01-3379** Sand White
- art. **01-3380** Matt Gold
- art. **01-3381** Sand Black



01-3381

Led type	SMD LED 624 pcs x 0.11W 3000K, 624 pcs x 0.11W 6000K
Power	72W
Input	220-240V, 50/60Hz
Color temperature	CCT 3000K/4000K/6000K
Lumen source	9072 lm
Lumen system	5715 lm
CRI	90
Dimmable (3 step)	

CE IP20







Suspensions for indoor equipped with SMD LEDs, with the possibility of selecting the color temperature of the light, metal and aluminium structure electrostatically painted in sand white, sand black or finished in matte gold, white PVC diffuser.

Suspensii pentru interior echipate cu LED-uri SMD, cu posibilitate de selectare a temperaturii de culoare a luminii, structură din metal și aluminiu vopsită în câmp electrostatic culoare alb mat, negru mat sau cu finisaj auriu mat, dispersor din PVC alb.

Sospensioni per interni dotate di LED SMD, con possibilità di selezionare la temperatura colore della luce, struttura in metallo e alluminio verniciata a polveri colore bianco opaco, nero opaco o con finitura oro opaco, diffusore in PVC bianco.

Подвесные светильники для внутреннего освещения, оснащенных светодиодами SMD, с возможностью изменения цветовой температуры и яркости света, металлической и алюминиевой структурой, окрашенной в электростатическом поле в матово-белый, матово-черный или с отделкой под матово-золотистый цвет, и рассеивателем из белого ПВХ.

Beltéri függesztékek, SMD LED-el szerelve, színhőmérséklet állítási lehetőség, elektrosztatikus mezőben festett fém és alumínium szerkezet, matt fehér, matt fekete vagy matt arany színű, fehér PVC disperzór.

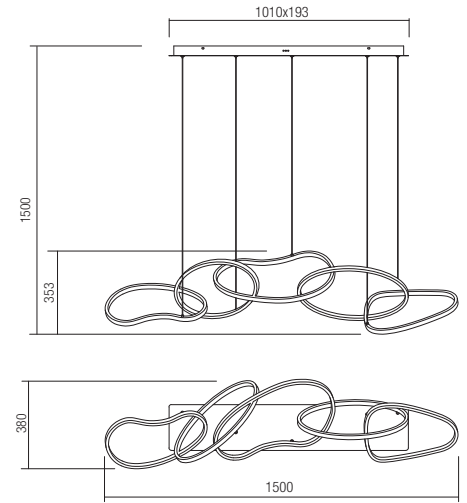
Окачени осветители за интериор, оборудвани с LED-ове SMD, с възможност за избор на цвeтова температура на светлината, метална и алуминиева структура боядисана в електростатично поле в матово бяло, матово черно или с матово златисто покритие, бял PVC дифузер.

Závesné svietidlá do interiúru vybavené SMD LED diódami, s možnosťou voľby teploty farby svetla, kovová a hliníková konštrukcia elektrosťaticky lakovaná pieskovo biela, pieskovo čierna alebo matná zlatá farba, biely PVC difúzor.






- art. **01-3391** Sand White
- art. **01-3392** Matt Gold
- art. **01-3393** Sand Black

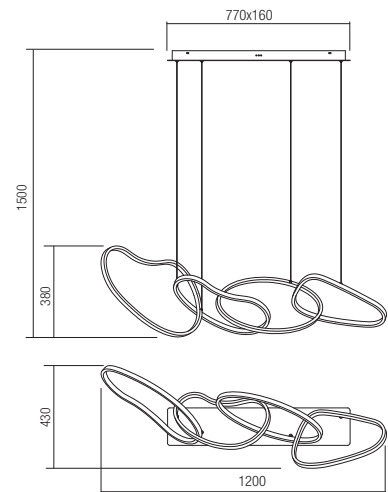


Led type	SMD LED 780 pcs x 0,15W 3000K, 780 pcs x 0,15W 6000K
Power	120W
Input	220-240V, 50/60Hz
Color temperature	CCT 3000K/4500K/6500K
Lumen source	15722 lm
Lumen system	9433 lm
CRI	90
Dimmable (3 step)	<input type="radio"/>

CE IP20




- art. **01-3388** Sand White
- art. **01-3389** Matt Gold
- art. **01-3390** Sand Black



Led type	SMD LED 642 pcs x 0,14W 3000K, 642 pcs x 0,14W 6000K
Power	90W
Input	220-240V, 50/60Hz
Color temperature	CCT 3000K/4500K/6500K
Lumen source	11973 lm
Lumen system	7183 lm
CRI	90
Dimmable (3 step)	<input type="radio"/>

CE IP20



01-1782






# Nucleo



01-1783





01-1784

# Nucleo

Series of lamps for interior equipped with SMD LEDs, structure in aluminum and metal electrostatically painted in matt white or with bronze finishing, diffuser of opal white silicone.

Serie de corpuri de iluminat pentru interior echipate cu LED-uri SMD, structură din aluminiu și metal vopsit în câmp electrostatic alb mat sau cu finisaj bronz, dispersor din silicon alb opal.

Serie di apparecchi per interni equipaggiati con SMD LED, struttura in alluminio e metallo verniciata a polveri bianco opaco o con finitura bronzo, diffusore in silicone opalino bianco.

Серия светильников для интерьера, оснащенная светодиодами SMD, структура из алюминия и металла окрашенного в электростатическом поле в белый матовый или отделанного под бронзу, рассеиватель из белого опалового силикона.

Beltéri lámpa testek, SMD LED-el szerelve, elektrosztatikus mezőben matt fehér vagy bronz színű fémszerkezet, szilikon fehér opál diszperzór.

Серия интерьерни осветители с SMD LED платка, корпус от стомана и алуминий в бял мат или бронз, дифузер от бял силикон.

Séria interiérových svietidiel vybavených LED diódami SMD, konštrukcia z hliníka a kovu elektrostaticky lakovaná v matnej bielej alebo s bronzovou povrchovou úpravou, difúzor z opálového bieleho silikónu.



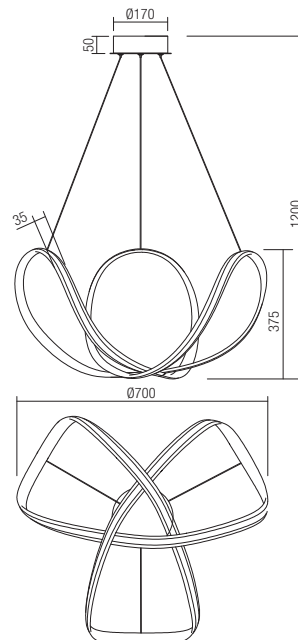
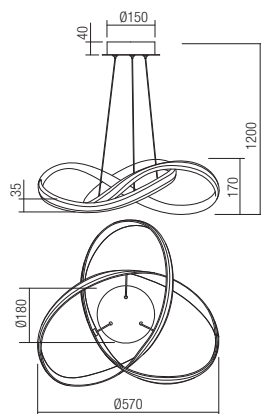
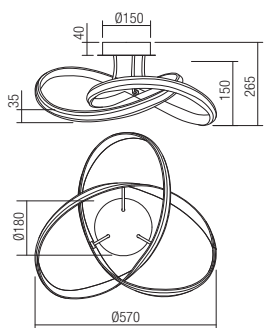


01-1785

- art. **01-1780** Matt White 3000K
- art. **01-1781** Bronze 3000K
- art. **01-1874** Matt White 4000K
- art. **01-1875** Bronze 4000K

- art. **01-1782** Matt White 3000K
- art. **01-1783** Bronze 3000K
- art. **01-1876** Matt White 4000K
- art. **01-1877** Bronze 4000K

- art. **01-1784** Matt White 3000K
- art. **01-1785** Bronze 3000K
- art. **01-1878** Matt White 4000K
- art. **01-1879** Bronze 4000K



Led type	SMD LED 2835 342 pcs x 0,11W	
Power	37W	
Input	220V-240V, 50/60Hz	
Color temperature	3000K	4000K
Lumen source	4803 lm	5043 lm
Lumen system	2978 lm	3127 lm
CRI	80	
Dimmable (3 step)	☉	

CE IP20

Led type	SMD LED 2835 342 pcs x 0,11W	
Power	37W	
Input	220V-240V, 50/60Hz	
Color temperature	3000K	4000K
Lumen source	4803 lm	5043 lm
Lumen system	2978 lm	3127 lm
CRI	80	
Dimmable (3 step)	☉	

CE IP20

Led type	SMD LED 2835 480 pcs x 0,10W	
Power	55W	
Input	220V-240V, 50/60Hz	
Color temperature	3000K	4000K
Lumen source	6882 lm	7266 lm
Lumen system	4267 lm	4480 lm
CRI	80	
Dimmable (3 step)	☉	

CE IP20

# Torsion



01-1798





01-1796

# Torsion



01-1794



01-1795




01-1816



01-1798

# Torsion



01-1792



01-1790



01-1791

# Torsion

Series of interior light fixtures equipped with SMD LEDs, structure in aluminum and metal painted in matt white or with bronze finishing, diffuser of opal white silicone.

Serie de corpuri de iluminat pentru interior echipate cu LED-uri SMD, structură din aluminiu și metal vopsit alb mat sau cu finisaj bronz, dispersor din silicon alb opal.

Serie di apparecchi per interni, equipaggiati con SMD LED, struttura in alluminio e metallo verniciata a polveri bianco opaco o finitura bronzo, diffusore in silicone opalino bianco.

Серия светильников для внутреннего освещения, оснащенных светодиодами SMD, структура из алюминия и металла, окрашенных в электростатическом поле в белый матовый цвет или с бронзовой отделкой, рассеиватель из опалового белого силикона.

Beltéri lámpa testek, SMD LED-el szerelve, matt fehér vagy bronz alumínium szerkezet, fehér opál szilikon diszperzór.

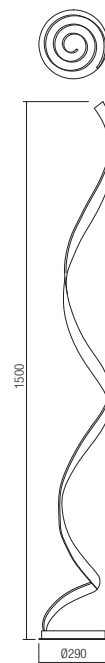
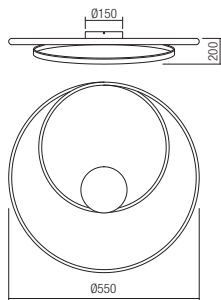
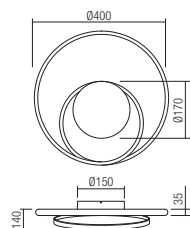
Серия от интерьерни осветители с SMD LED платка, корпус от алуминий и метал, боядисани в бял или бронз мат, дифузер от бял силикон.

Séria vnútorných svietidiel vybavených LED diódami SMD, konštrukcia z hliníka a kovu lakovaná v matnej bielej alebo s bronzovou povrchovou úpravou, difúzor z opálového bieleho silikónu.

- art. **01-1789** Matt White 3000K
- art. **01-1790** Bronze 3000K
- art. **01-1884** Matt White 4000K
- art. **01-1885** Bronze 4000K

- art. **01-1791** Matt White 3000K
- art. **01-1792** Bronze 3000K
- art. **01-1886** Matt White 4000K
- art. **01-1887** Bronze 4000K

- art. **01-1797** Matt White 3000K
- art. **01-1798** Bronze 3000K
- art. **01-1896** Matt White 4000K
- art. **01-1897** Bronze 4000K



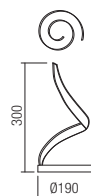
Led type	SMD LED 2835 240 pcs x 0,10W	
Power	27W	
Input	220V-240V, 50/60Hz	
Color temperature	3000K	4000K
Lumen source	3409 lm	3744 lm
Lumen system	2114 lm	2321 lm
CRI	80	
Dimmable (3 step)	☑	

CE IP20

Led type	SMD LED 2835 336 pcs x 0,089W	
Power	29W	
Input	220V-240V, 50/60Hz	
Color temperature	3000K	4000K
Lumen source	3945 lm	4175 lm
Lumen system	2446 lm	2589 lm
CRI	80	
Dimmable (3 step)	☑	

CE IP20

- art. **01-1815** Matt White 3000K
- art. **01-1816** Bronze 3000K
- art. **01-1898** Matt White 4000K
- art. **01-1899** Bronze 4000K



Led type	SMD LED 2835 288 pcs x 0,083W	
Power	25W	
Input	220V-240V, 50/60Hz	
Color temperature	3000K	4000K
Lumen source	3189 lm	3397 lm
Lumen system	1977 lm	2106 lm
CRI	80	
Dimmable	☑	

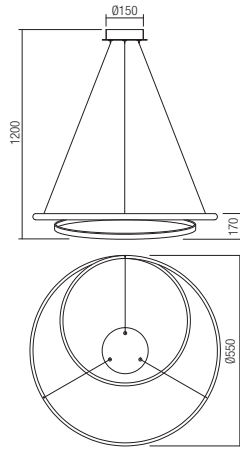
CE IP20

Led type	SMD LED 2835 132 pcs x 0,083W	
Power	10W	
Input	220V-240V, 50/60Hz	
Color temperature	3000K	4000K
Lumen source	1420 lm	1496 lm
Lumen system	880 lm	928 lm
CRI	80	
Not dimmable	☒	

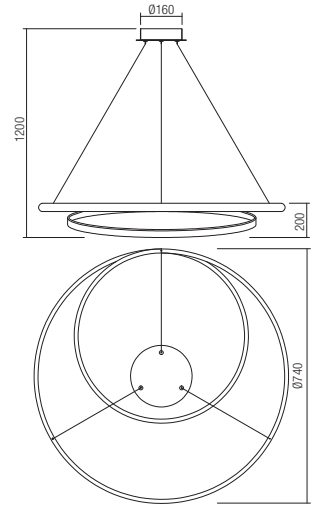
CE IP20



- art. **01-1793** Matt White 3000K
- art. **01-1794** Bronze 3000K
- art. **01-1888** Matt White 4000K
- art. **01-1889** Bronze 4000K



- art. **01-1795** Matt White 3000K
- art. **01-1796** Bronze 3000K
- art. **01-1890** Matt White 4000K
- art. **01-1891** Bronze 4000K



Led type	SMD LED 2835 336 pcs x 0,089W	
Power	29W	
Input	220V-240V, 50/60Hz	
Color temperature	3000K	4000K
Lumen source	3945 lm	4175 lm
Lumen system	2446 lm	2589 lm
CRI	80	
Dimmable (3 step)		

CE IP20

Led type	SMD LED 2835 456 pcs x 0,087W	
Power	35W	
Input	220V-240V, 50/60Hz	
Color temperature	3000K	4000K
Lumen source	4678 lm	5009 lm
Lumen system	2900 lm	3106 lm
CRI	80	
Dimmable (3 step)		

CE IP20



01-1794







01-2528



Suspensions for interior equipped with SMD LEDs, structure in aluminum and metal electrostatically painted in sand white, sand black or with bronze finishing, diffuser of opal white silicone.

Suspensii pentru interior echipate cu LED-uri SMD, structură din aluminiu și metal vopsit în câmp electrostatic alb mat, negru mat sau cu finisaj bronz, dispersor din silicon alb opal.

Sospensioni per interni equipaggiate con SMD LED, struttura in alluminio e metallo verniciata a polveri bianco opaco, nero opaco o con finitura bronzo, diffusore in silicone opalino bianco.




Навесные светильники для интерьера, оснащенные светодиодами SMD, структура из алюминия и металла с электростатической покраской в матовый белый, матовый черный цвет или с бронзовой отделкой, рассеиватель из силикона опалового белого цвета.

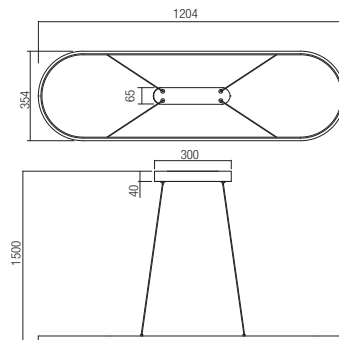
Beltéri függesztékek, SMD LED-el szerelve, elektrosztatikus mezőben festett alumínium és fém szerkezet, matt fehér, matt fekete vagy bronz színű, opál fehér szilikon diszperzór.

Окачивания за интерьер, оборудвани със SMD светодиоди, структура от алуминий и метал, боядисана в електростатично поле в матово бяло или с бронзово покритие, дифузер от бял опалов силикон.

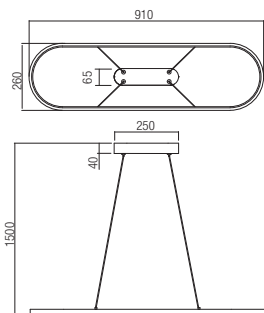
Závesné svietidlá pre interiér vybavené SMD LED diódami, konštrukcia z hliníka a kovu elektrostaticky lakovaná v pieskovej bielej, pieskovej čiernej alebo s bronzovou povrchovou úpravou, difúzor z opálovo bieleho silikónu.




-  art. **01-2526** Sand White
-  art. **01-2527** Bronze
-  art. **01-2528** Sand Black




-  art. **01-2523** Sand White
-  art. **01-2524** Bronze
-  art. **01-2525** Sand Black



Led type	SMD LED 2835 336 pcs x 0,17W
Power	50W
Input	220-240V, 50/60Hz
Color temperature	3000K
Lumen source	6639 lm
Lumen system	3900 lm
CRI	90
Dimmable (3 step)	

CE  IP20

Led type	SMD LED 2835 252 pcs x 0,15W
Power	32W
Input	220-240V, 50/60Hz
Color temperature	3000K
Lumen source	4339 lm
Lumen system	2690 lm
CRI	90
Dimmable (3 step)	

CE  IP20

Savage





01-2518

# Savage



Suspensions for interior equipped with SMD LEDs, structure in aluminum and metal electrostatically painted in sand white, sand black or with bronze finishing, diffuser of opal white silicone.

Suspensii pentru interior echipate cu LED-uri SMD, structură din aluminiu și metal vopsit în câmp electrostatic alb mat, negru mat sau cu finisaj bronz, dispersor din silicon alb opal.

Sospensioni per interni equipaggiate con SMD LED, struttura in alluminio e metallo verniciata a polveri bianco opaco, nero opaco o con finitura bronzo, diffusore in silicone opalino bianco.




Навесные светильники для интерьера, оснащенные светодиодами SMD, структура из алюминия и металла с электростатической покраской в матовый белый, матовый черный цвет или с бронзовой отделкой, рассеиватель из силикона опалового белого цвета.

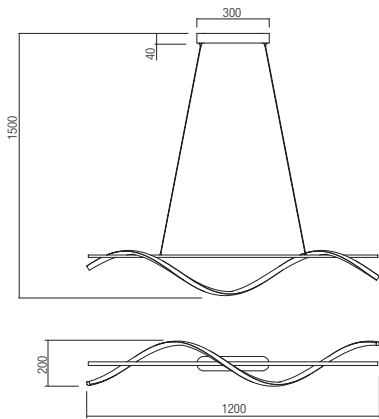
Beltéri függesztékek, SMD LED-el szerelve, elektrosztatikus mezőben festett alumínium és fém szerkezet, matt fehér, matt fekete vagy bronz színű, opál fehér szilikon diszperzór.


Okachvaniá za interiór, oborudvani s s s SMD svetodiódi, struktúra ot aluminii i metal, bojadisana v elektrosztatitno pole v matovo бяло или s bronzovo pokrítie, difúzér ot бял opalov silikon.

Závesné svietidlá pre interiér vybavené SMD LED diódami, konštrukcia z hliníka a kovu elektrosťatitcky lakovaná v pieskovej bielej, pieskovej čiernej alebo s bronzovou povrchovou úpravou, difúzor z opálovo bieleho silikónu.






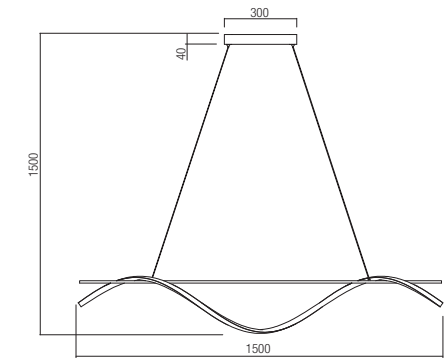
-  art. **01-2513** Sand White
-  art. **01-2514** Bronze
-  art. **01-2515** Sand Black




Led type	SMD LED 2835 180 pcs x 0,15W
Power	23W
Input	220-240V, 50/60Hz
Color temperature	3000K
Lumen source	3309 lm
Lumen system	2051 lm
CRI	90
Dimmable (3 step)	

**CE** 

-  art. **01-2516** Sand White
-  art. **01-2517** Bronze
-  art. **01-2518** Sand Black



Led type	SMD LED 2835 216 pcs x 0,17W
Power	32W
Input	220-240V, 50/60Hz
Color temperature	3000K
Lumen source	4323 lm
Lumen system	2680 lm
CRI	90
Dimmable (3 step)	

**CE** 







01-2608



01-2610



01-2615

Suspensions for interior equipped with SMD LEDs, structure of aluminum and metal painted in sand white, sand coffee or with matt gold finishing, diffusers of satin white acrylic.

Suspensii pentru interior echipate cu LED-uri SMD, structură din aluminiu și metal vopsit alb mat, cafeiniu mat sau cu finisaj aur mat, dispersoare din acrilic alb satinat.

Sospensioni per interni equipaggiate con SMD LED, struttura in alluminio e metallo verniciata bianco opaco, caffè opaco o con finitura oro opaco, diffusori in acrilico satinato bianco.

Навесные светильники для интерьера, оснащенные светодиодами SMD, структура из алюминия и металла с покраской в матовый белый, матовая кофейная или матовая золотистая отделка, рассеиватели из сатинового белого акрила.

Beltéri felfüggesztés SMD LED-ekkel, matt fehér, matt kávé vagy arany bevonatú alumínium és fém szerkezet, szatén fehér akril diffúzorok.

Окачвания за интериор, разполагат със SMD светодиоди, структура от алуминий и метал, боядисана в матово бяло, матово кафяво или с матово златно покритие, дифузери от бял сатенен акрилен.

Závesné interiérové svietidlá vybavené SMD LED diódami, konštrukcia z hliníka a kovu lakovaná pieskovou bielou, pieskovou kávovou alebo s povrchovou úpravou s matnou zlatou, difúzery zo saténového bieleho akrylu.



01-2605



01-2609

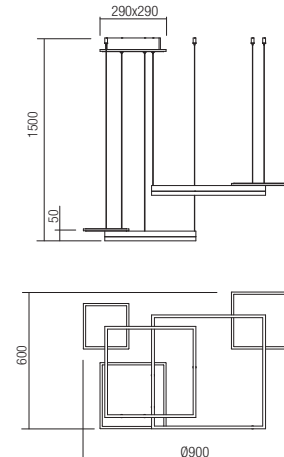
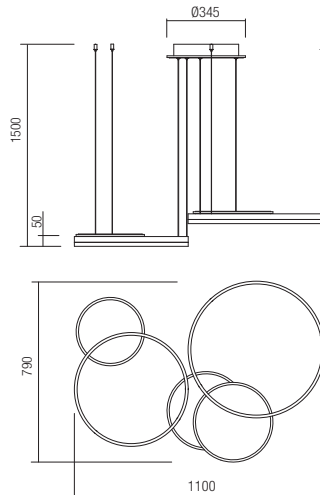
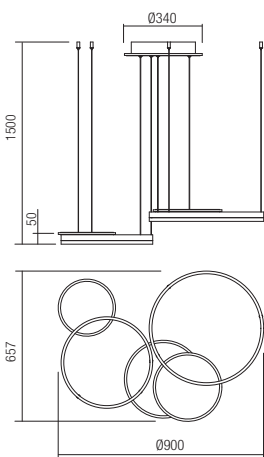


01-2613

art. **01-2605** Sand White  
art. **01-2606** Matt Gold  
art. **01-2607** Sand Coffee

art. **01-2608** Sand White  
art. **01-2609** Matt Gold  
art. **01-2610** Sand Coffee

art. **01-2611** Sand White  
art. **01-2612** Matt Gold  
art. **01-2613** Sand Coffee



Led type	SMD LED 2835 756 pcs x 0,13W
Power	99W
Input	220-240V, 50/60Hz
Color temperature	3000K
Lumen source	10400 lm
Lumen system	5500 lm
CRI	90
Dimmable (3 step)	☉


CE IP20

Led type	SMD LED 2835 888 pcs x 0,13W
Power	114W
Input	220-240V, 50/60Hz
Color temperature	3000K
Lumen source	12360 lm
Lumen system	6198 lm
CRI	90
Dimmable (3 step)	☉




CE IP20

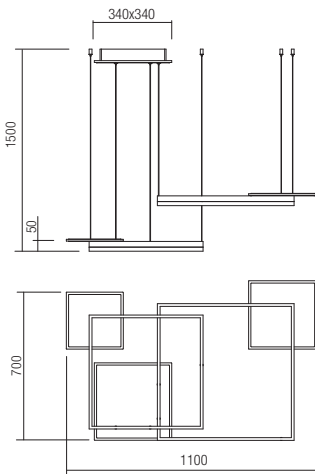
Led type	SMD LED 2835 882 pcs x 0,12W
Power	110W
Input	220-240V, 50/60Hz
Color temperature	3000K
Lumen source	12550 lm
Lumen system	6988 lm
CRI	90
Dimmable (3 step)	☉


CE IP20



01-2614

-  art. **01-2614** Sand White
-  art. **01-2615** Matt Gold
-  art. **01-2616** Sand Coffee



Led type	SMD LED 2835 1098 pcs x 0.12W
Power	137W
Input	220-240V, 50/60Hz
Color temperature	3000K
Lumen source	15470 lm
Lumen system	7732 lm
CRI	90
Dimmable (3 step)	
<b>CE IP20</b>	



Estoril





01-1873



01-1871

Wall lamps for interior equipped with SMD LEDs, structure in aluminum and metal electrostatically painted in matt white, diffuser of opal white silicone.

Aplice pentru interior echipate cu LED-uri SMD, structură din aluminiu și metal vopsit în câmp electrostatic alb mat, dispersor din silicon alb opal.

Applique per interni equipaggiate con SMD LED, struttura in alluminio e metallo verniciata a polveri bianco opaco, diffusore in silicone opalino bianco.

Бра для интерьера, оснащенные светодиодами SMD, структура из алюминия и металла окрашенного в электростатическом поле в белый матовый цвет, рассеиватель из белого опалового силикона.

Beltéri fali lámpák, SMD LED-el szerelve, elektrosztatikus mezőben matt fehérre festett alumínium és fém szerkezet, szilikon fehér opál diszperzór.


Интериорни аплици с SMD LED платка, корпус от алуминий и стомана в бял мат, дифузер от опал бял силикон.

Nástenné interiérové svietidlá, vybavené LED diódami SMD, konštrukcia z hliníka a kovu elektrostaticky lakovaná v matnej bielej, difúzor z opálového bieleho silikónu.






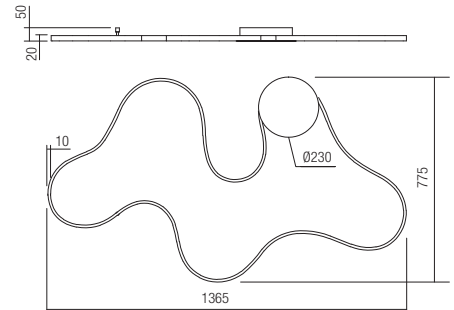
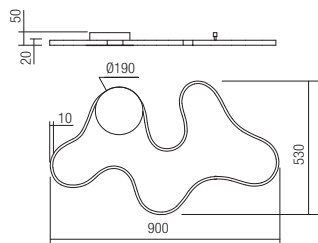
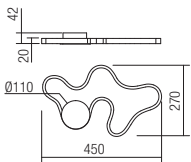
art. **01-1786** 3000K  
art. **01-1871** 4000K



art. **01-1787** 3000K  
art. **01-1872** 4000K



art. **01-1788** 3000K  
art. **01-1873** 4000K



Led type	SMD LED 2835 168 pcs x 0,09W	
Power	10,5W	
Input	220V-240V, 50/60Hz	
Color temperature	3000K	4000K
Lumen source	1550 lm	1596 lm
Lumen system	961 lm	990 lm
CRI	80	
Not dimmable	<input checked="" type="checkbox"/>	

CE IP20

Led type	SMD LED 2835 336 pcs x 0,09W	
Power	29W	
Input	220V-240V, 50/60Hz	
Color temperature	3000K	4000K
Lumen source	3945 lm	4175 lm
Lumen system	2446 lm	2589 lm
CRI	80	
Dimmable (3 step)	<input checked="" type="checkbox"/>	

CE IP20

Led type	SMD LED 2835 504 pcs x 0,08W	
Power	43W	
Input	220V-240V, 50/60Hz	
Color temperature	3000K	4000K
Lumen source	5402 lm	5849 lm
Lumen system	3349 lm	3626 lm
CRI	80	
Dimmable (3 step)	<input checked="" type="checkbox"/>	

CE IP20



01-2520





# Feral



Wall lamp/ceiling lamps for interior equipped with SMD LEDs, structure in aluminum and metal electrostatically painted in sand black or with bronze finishing, diffuser of opal white silicone.

Serie de aplici/plafoniere pentru interior echipate cu LED-uri SMD, structură din aluminiu și metal vopsit în câmp electrostatic negru mat sau cu finisaj bronz, dispersor din silicon alb opal.

Appique/plafoniere per interni equipaggiate con SMD LED, struttura in alluminio e metallo verniciata a polveri nero opaco o con finitura bronzo, diffusore in silicone opalino bianco.

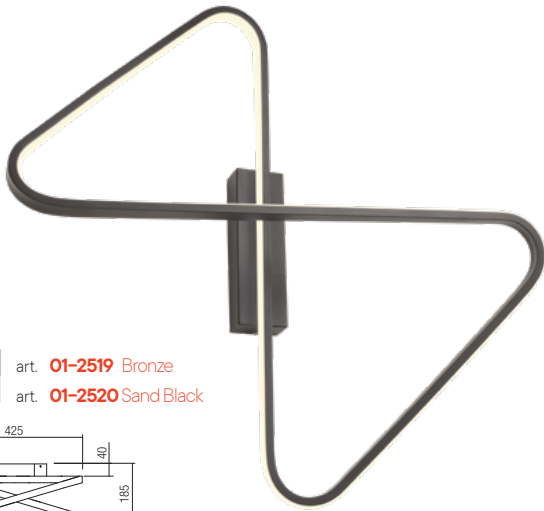
Настенные / потолочные светильники для интерьера, оснащенные светодиодами SMD, структура из алюминия и металла с электростатической покраской в матовый черный цвет или с бронзовой отделкой, рассеиватель из силикона опалового белого цвета.

Beltéri fali/mennyezeti lámpák, SMD LED-el szerelve, elektrosztatikus mezőben festett alumínium és fém szerkezet, matt fekete vagy bronz színű, opál fehér szilikon diszperzór.


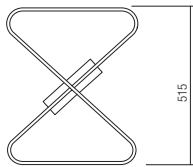
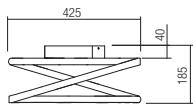
Серия аплици/таванни осветителни тела за интериор, разполагат със SMD светодиоди, структура от алуминий и метал, боядисана в электростатично поле в матово черно или с бронзово покритие, дифузер от бял опалов силикон.

Nástenné svietidlo / stropné svietidlo do interiéru vybavené SMD LED diódami, konštrukcia z hliníka a kovu elektrosťaticky lakovaná v pieskovej čiernej alebo s bronzovou povrchovou úpravou, difúzor z opálovo bieleho silikónu.

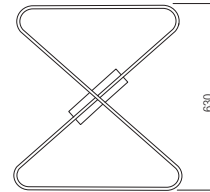
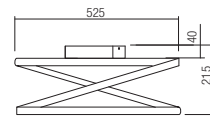




art. **01-2519** Bronze  
 art. **01-2520** Sand Black



art. **01-2521** Bronze  
 art. **01-2522** Sand Black



Led type	SMD LED 2835 252 pcs x 0,18W
Power	40W
Input	220-240V, 50/60Hz
Color temperature	3000K
Lumen source	5183 lm
Lumen system	2643 lm
CRI	90
Dimmable (3 step)	☾

CE IP20

Led type	SMD LED 2835 312 pcs x 0,18W
Power	50W
Input	220-240V, 50/60Hz
Color temperature	3000K
Lumen source	6023 lm
Lumen system	3071 lm
CRI	90
Dimmable (3 step)	☾

CE IP20



01-2521






01-2690



01-2691



01-2690



Fixtures for interior equipped with SMD LEDs, structure of aluminum and metal painted in sand black, diffuser of satin white acrylic.

Corpuri pentru interior echipate cu LED-uri SMD, structură din aluminiu și metal vopsită negru mat, dispersor din acril alb satinat.

Apparecchi per interni equipaggiati con SMD LED, struttura in alluminio e metallo verniciata nero opaco, diffusore in acrilico satinato bianco.


Светильники для интерьера, оснащенные светодиодами SMD, структура из алюминия и металла с покраской в матовый черный цвет, рассеиватели из сатинового белого акрила.

Beltéri lámpa testek, SMD LED-el szerelve, matt fekete fém és alumínium szerkezet, matt fehér akril diszperzör.

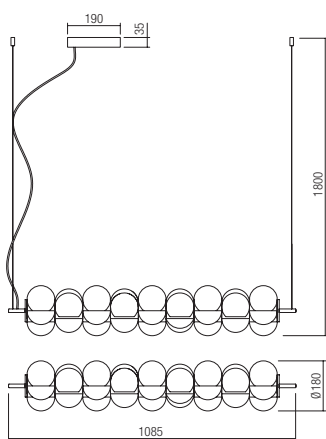
Осветительни тела за интериор оборудвани със SMD светодиоди, структура от алуминий и метал, боядисана във матово черно, дифузор от бял сатенен акрилен.

Interiérové svietidlá vybavené SMD LED diódami, konštrukcia hliníka a kovu v pieskovej čiernej farbe, difúzor zo saténovo bieleho akrylátu.

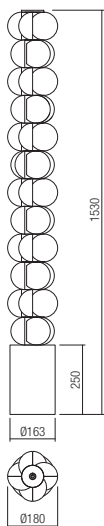




art. **01-2690**



art. **01-2691**



Led type	SMD LED 2835 310 pcs x 0.09W
Power	29,5W
Input	220-240V, 50/60Hz
Color temperature	3000K
Lumen source	3417 lm
Lumen system	2200 lm
CRI	80
Not dimmable	<input type="checkbox"/>

CE IP20

Led type	SMD LED 2835 492 pcs x 0.10W
Power	52W
Input	220-240V, 50/60Hz
Color temperature	3000K
Lumen source	4434 lm
Lumen system	3350 lm
CRI	80
Dimmable (3 step)	<input checked="" type="checkbox"/>

CE IP20

Tycon



01-1992



Gaber

Suspensions for interior with direct/indirect light dispersion equipped with one COB LED and SMD LEDs, structure in aluminum and metal available in several versions: painted in sand white and decorative ring with aluminum finishing, painted in sand black with decorative ring anodised in satin gold or anodised brown with decorative ring painted in brown.

Satin acrylic diffusers.

Suspensii pentru interior cu dispersie directă/indirectă a luminii echipate cu un LED COB și LED-uri SMD. structură din aluminiu și metal disponibilă în următoarele variante: vopsită alb mat cu inel decorativ finisat aluminiu, vopsită negru mat cu inel decorativ anodizat aur mat sau anodizată maro cu inel decorativ vopsit maro. Dispersoare din acril alb satinat.

Sospensioni per interni ad emissione luminosa diretta/indiretta equipaggiate con LED COB e SMD LED, struttura in alluminio e metallo disponibile nelle seguenti varianti: verniciata bianco opaco con anello decorativo finitura alluminio, verniciata nero opaco con anello decorativo anodizzato oro opaco oppure anodizzata marrone con anello decorativo verniciato marrone. Diffusori in acrilico satinato.

Люстры для внутреннего освещения с прямым/отраженным распределением света, оснащенные одним светодиодом COB и светодиодами SMD, конструкция из алюминия и металла, окрашенная в нескольких вариантах: белый матовый цвет и декоративное кольцо с алюминиевой отделкой, черный матовый цвет с декоративным кольцом анодированным под матовое золото или анодированный коричневый с декоративным кольцом окрашенным в коричневый. Рассеиватели из сатинового акрила.

Beltéri függesztékek, SMD LED-ekkel és COB LED-mel szerelve, alumínium és fém szerkezet. Elérhető: matt fehér alumínium színű gyűrűvel, matt fekete matt arany gyűrűvel vagy barna, barna gyűrűvel. Szatén akril diszperzór.

Очаквания за интериор, с пряка/непряка дисперсия на светлината, разполагат със COB и SMD светодиоди, метална и алуминиева структура, налични в следните варианти: матово бяло с декоративен златен пръстен, матово черно с декоративен пръстен анодизиран в матово златно или анодизиран в кафяво с кафяв декоративен пръстен. Дифузери от бял сатенен акрилен.

Závesné interiérové svietidlá s priamym/nepriamym rozptylom svetla, vybavené jednou COB LED a SMD LED, konštrukcia z hliníka a kovu lakovaná v niekoľkých variantoch: lakovaná v pieskovej bielej a ozdobný prsteň s povrchovou úpravou hliníka, lakovaná v pieskovej čiernej s ozdobným prsteňom eloxovaným v saténovej zlaej alebo eloxované v hnedej farbe s ozdobným prsteňom v hnedej farbe. Saténové akrylové difúzory.

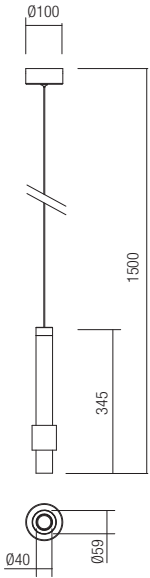


01-1992

01-1993

01-1994


- art. **01-1992** Sand White
- art. **01-1993** Anodised Brown
- art. **01-1994** Sand Black



Led type	COB LED 1 pcs x 5W+ SMD LED 2835 5 pcs x 0,2W
Power	6W
Input	220-240V, 50/60Hz
Color temperature	3000K
Lumen source	528 lm
Lumen system	402 lm
Optic	36°
CRI	90
Not dimmable	
<b>CE IP20</b>	

**Samples of composition/Exemple de combinații/Esempi di composizione**

Multiple pendants must be installed with one of the canopy options listed on pages 673/675.  
 Variante multiple de suspensii pot fi asamblate cu ajutorul bazelor optionale prezentate la paginile 673/675.  
 Sospensioni multiple possono essere installate sui rosoni presenti alle pagine 673/675.







01-2684

# Yona



Suspensions for interior with direct/indirect light dispersion, equipped with one COB LED and one SMD LED, structure in aluminum and metal painted in sand white, sand black or matt gold, chromed aluminum reflector and transparent diffuser in the lower part, opal acrylic diffuser in upper part.



Suspensii pentru interior cu dispersie directă/indirectă a luminii, echipate cu un LED COB și un LED SMD, structură din aluminiu și metal vopsit alb mat, negru mat sau auriu mat, reflector din aluminiu cromat și dispersor din policarbonat transparent în partea de jos, dispersor din acril opal în partea de sus.

Sospensioni per interni ad emissione luminosa diretta/indiretta, equipaggiate con LED COB e SMD LED, struttura in alluminio e metallo verniciata bianco opaco, nero opaco o oro opaco, dotate di riflettore in alluminio cromato e diffusore in policarbonato trasparente nella parte inferiore, diffusore in acrilico opale nella parte superiore.

Навесные светильники для интерьера, с прямым/косвенным рассеиванием света, оснащённые монолитным блоком светодиодов и одним светодиодом SMD, структура из алюминия и металла с покраской в матовый белый, матовый чёрный или матовый золотистый цвет, отражатель из хромированного алюминия и прозрачный рассеиватель в нижней части, опаловый акриловый рассеиватель в верхней части.

Beltéri függesztékek, direkt/indirekt fényezésű, COB és SMD LED-el szerelve, matt fehér, matt fekete vagy matt arany alumínium és fém szerkezet, alumínium króm reflektor, alul áttetsző polikarbonát, felül opál akril diszperzor.

Окачвания за интериор с пряко/непряко разсейване на светлината, оборудвани с един COB светодиод и един SMD светодиод, структура от алуминий и метал, боядисана в матово бяло, матово черно или матово златисто, хромиран алуминиев рефлектор и дифузор от прозрачен поликарбонат в долната част, дифузор от опалов акрилен в горната част.

Závesné interiérové svietidlá s priamym/nepriamym rozptylom svetla, vybavené jednou COB LED a jednou SMD LED, konštrukcia z hliníka a kovu lakovaná pieskovo biela, pieskovo čierna alebo matná zlatá, chrómovaný hliníkový reflektor a priehľadný difúzor v spodnej časti, opálový akrylátový difúzor v hornej časti.

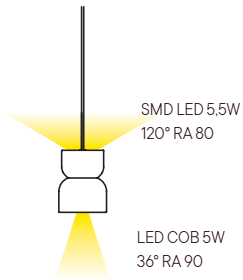
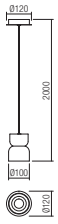




art. **01-2684** Sand White


art. **01-2685** Sand Black

art. **01-2702** Matt Gold



Led type	BRIDGELUX COB LED 1 pcs x 5W + OSRAM SMD LED 20pcs x 0.27W
Power	5W +5.5W
Input	220-240V, 50/60Hz
Color temperature	3000K
Lumen source	COB 567 lm + SMD 607 lm
Lumen system	COB 400 lm + SMD 395 lm
Optic	36° -120°
CRI	COB RA 90 / SMD RA 80
Not dimmable	

**CE** **IP20**



01-2684



01-2685



01-2702







# Kanji

Series of light fittings for interior equipped with POWER LED, metal structure electrostatically painted in sand white, sand coffee, sand black, brushed brass or rose gold.

Serie de corpuri de iluminat pentru interior echipate cu POWER LED, structură din metal vopsit în câmp electrostatic alb mat, maro mat, negru mat, alamă sau aur roz.

Serie di apparecchi per interni, equipaggiati con POWER LED struttura in metallo verniciato a polveri bianco opaco, caffè opaco, nero opaco, ottone oppure oro rosa.

Серия светильников для интерьера, оборудованных POWER светодиодами, структура из металла окрашенного в электростатическом поле в матовый белый, матовый кофе, матовый черный, латунь или розовое золото.

Beltéri világítótetek, POWER LED-el szerelve, elektrosztatikus mezőben matt fehér, matt barna, matt fekete, sárgaréz vagy rózsaszín arany festett fémszerkezet.

Серия интерьерни аплици, оборудвани с POWER LED, метална структура, боядисана в електростатично поле - бял мат, кафе мат, черен мат, месинг или розово злато.

Séria svietidiel pre interiér vybavených POWER LED, kovová konštrukcia je elektrostatičsky lakovaná v matnej bielej, matnej kávovej, matnej čiernej farbe, mosadz alebo ružové zlató.

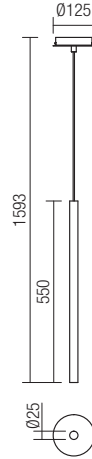
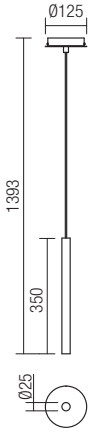
## Model finishings



- art. **01-1220** Sand White
- art. **01-1221** Sand Black
- art. **01-2365** Sand Coffee
- art. **01-2360** Rose Gold
- art. **01-2359** Brushed Brass

- art. **01-1222** Sand White
- art. **01-1223** Sand Black
- art. **01-2366** Sand Coffee
- art. **01-2362** Rose Gold
- art. **01-2361** Brushed Brass

- art. **01-1224** Sand White
- art. **01-1225** Sand Black
- art. **01-2367** Sand Coffee
- art. **01-2364** Rose Gold
- art. **01-2363** Brushed Brass



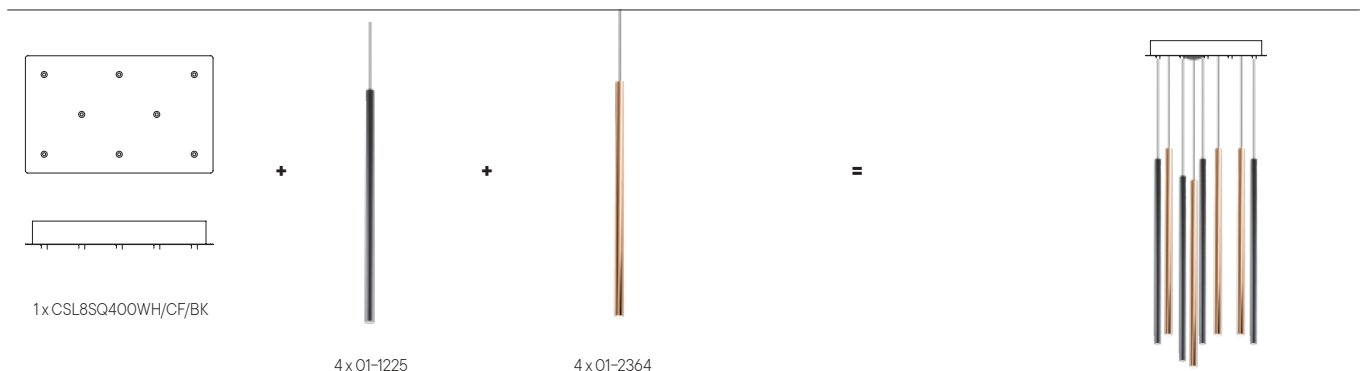
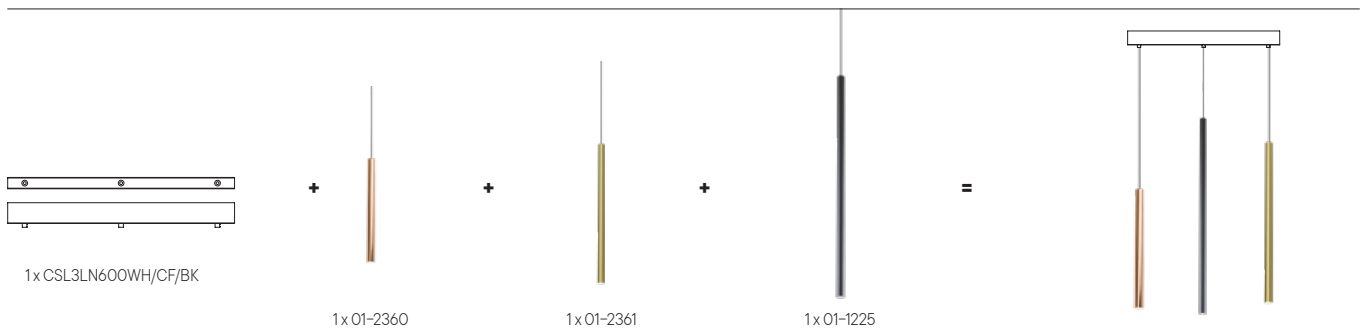
Led type	BRIDGELUX SMD LED 5050 1pc x 6W
Power	6W
Input	220V-240V, 50/60Hz
Color temperature	3000K
Lumen source	630 lm
Lumen system	396 lm
Optic	18°
CRI	90
Not dimmable	
<b>CE IP20</b>	

Led type	BRIDGELUX SMD LED 5050 1pc x 6W
Power	6W
Input	220V-240V, 50/60Hz
Color temperature	3000K
Lumen source	630 lm
Lumen system	396 lm
Optic	18°
CRI	90
Not dimmable	
<b>CE IP20</b>	

Led type	BRIDGELUX SMD LED 5050 1pc x 6W
Power	6W
Input	220V-240V, 50/60Hz
Color temperature	3000K
Lumen source	630 lm
Lumen system	396 lm
Optic	18°
CRI	90
Not dimmable	
<b>CE IP20</b>	

### Samples of composition/Exemple de combinații/Esempi di composizione

Multiple pendants must be installed with one of the canopy options listed on pages 673/675.  
 Variante multiple de suspensii pot fi asamblate cu ajutorul bazelor optionale prezentate la paginile 673/675.  
 Sospensioni multiple possono essere installate sui rosoni presenti alle pagine 673/675.





CSL450700WH + 4 x 01-2363  
+ 4 x 01-1222 + 2 x 01-1223  
+ 2 x 01-1224 + 2 x 01-1225

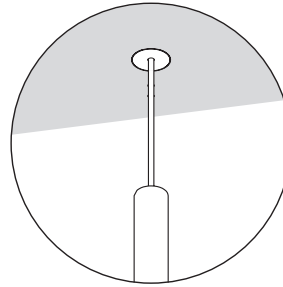
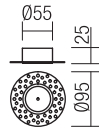


CSLJ5RD550BK+15x 01-1223

### Trimless canopy

art. **CT1MWH** Sand White

art. **CT1MBK** Sand Black




Metal accessories painted in sand white or sand black for installing the suspensions in trimless version.

Maximum diameter of cable access hole 4,5 mm.

Accesorii din metal vopsit alb mat sau negru mat, pentru montajul trimless al suspensiilor.  
Diametrul maxim al găurii de ieșire a cablului 4,5 mm.

Accessori in metallo verniciato bianco opaco o nero opaco per montaggio delle sospensioni a filo muro (trimless).  
Diametro massimo del foro di uscita del cavo elettrico 4,5 mm.



CT1MWH+ 01-1222



01-1216



01-1217



01-1219

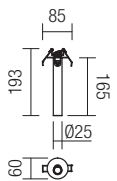




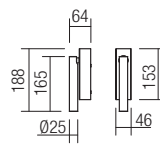
art. **01-1216** Sand White  
 art. **01-1217** Sand Black



art. **01-1218** Sand White  
 art. **01-1219** Sand Black



Ø50mm



Led type	BRIDGELUX SMD LED 5050 1pc x 6W
Power	6W
Input	220V-240V, 50/60Hz
Color temperature	3000K
Lumen source	630 lm
Lumen system	396 lm
Optic	18°
CRI	90
Not dimmable	<input checked="" type="checkbox"/>
<b>CE IP20</b>	

Led type	BRIDGELUX SMD LED 5050 1pc x 6W
Power	6W
Input	220V-240V, 50/60Hz
Color temperature	3000K
Lumen source	630 lm
Lumen system	396 lm
Optic	18°
CRI	90
Not dimmable	<input checked="" type="checkbox"/>
<b>CE IP20</b>	

Ito



01-1755

01-1761

01-1758



CSLELN900BK + 01-2355 + 01-2356 + 01-2354 + 01-2352 + 01-2351



CSL5RD355BK + 2x 01-2351 + 2x 01-2355 + 01-2353

Suspensions for interior equipped with SMD LED, structure and diffuser in aluminum painted in sand white, sand coffee, sand black, brushed brass or rose gold.

Suspensii pentru interior echipate cu LED SMD, structură și dispersor din aluminiu vopsite alb mat, maro mat, negru mat, alamă sau aur roz.

Sospensioni per interni equipaggiate con LED SMD, struttura e diffusore in alluminio verniciati bianco opaco, caffè opaco, nero opaco, ottone oppure oro rosa.

Люстры для интерьера, оснащенные светодиодами SMD, структура и рассеиватель из алюминия окрашенного в матовый белый, матовый кофе, матовый черный, латунь или розовое золото.

Beltéri függesztékek, SMD LED-el szerelve, matt fehér, matt barna, matt fekete, sárgaréz vagy rózsaszín alumínium szerkezet és diszperzór.

Интериорни висящи осветителни тела с SMD LED платка, корпус от алуминий в бял мат, кафе мат, черен мат, месинг или розово злато.

Závesné interiérové svietidlá vybavené LED diódou SMD, konštrukcia a difúzor v hliníkovom prevedení v matnej bielej, matnej kávovej, matnej čiernej farbe, mosadz alebo ružové zlato.



## Model finishings



art. **01-1753** Sand White  
 art. **01-1754** Sand Coffee  
 art. **01-1755** Sand Black  
 art. **01-2352** Rose Gold  
 art. **01-2351** Brushed Brass


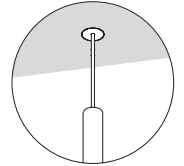
art. **01-1756** Sand White  
 art. **01-1757** Sand Coffee  
 art. **01-1758** Sand Black  
 art. **01-2354** Rose Gold  
 art. **01-2353** Brushed Brass

art. **01-1759** Sand White  
 art. **01-1760** Sand Coffee  
 art. **01-1761** Sand Black  
 art. **01-2356** Rose Gold  
 art. **01-2355** Brushed Brass



### Trimless canopy

art. **CT1MWH** Sand White  
 art. **CT1MBK** Sand Black



Led type	SMD LED 5050 BRIDGELUX 1pc x6W
Power	6W
Input	220V-240V, 50/60Hz
Color temperature	3000K
Lumen source	630 lm
Lumen system	396 lm
Optic	18°
CRI	90
Not dimmable	



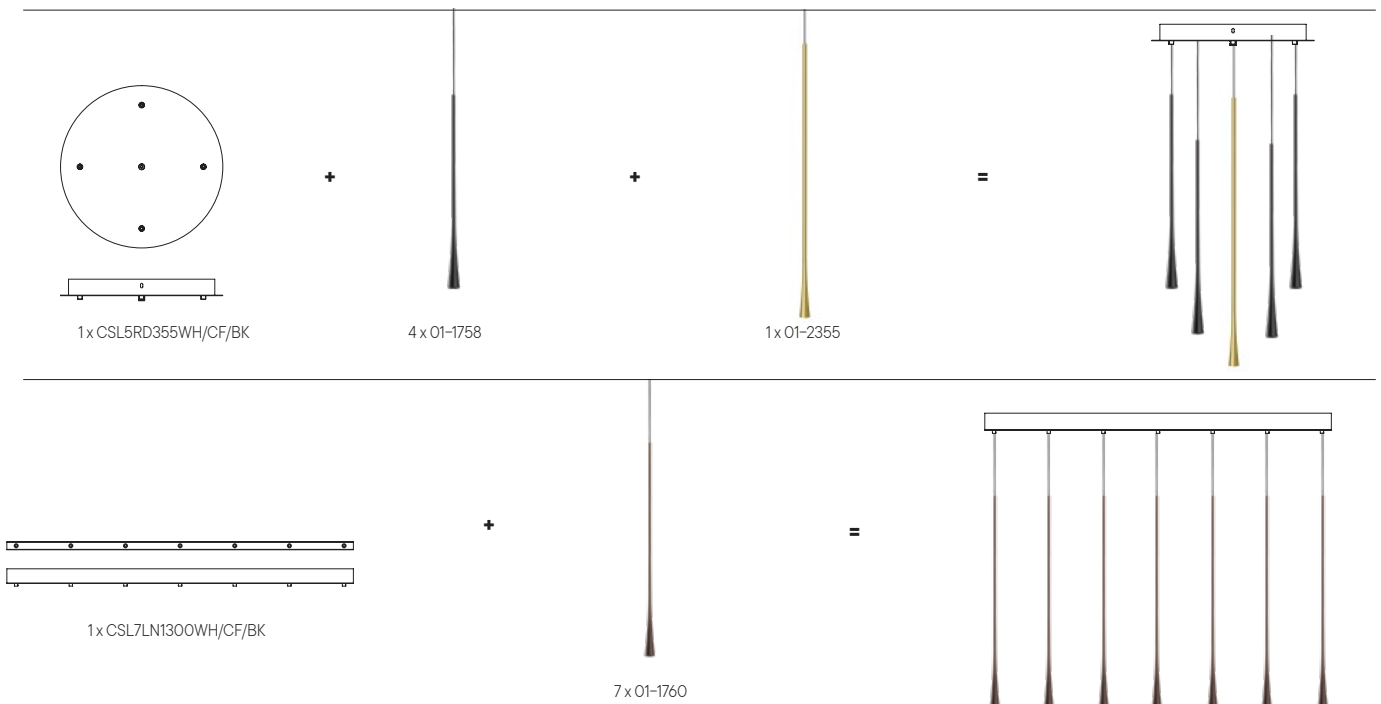
Metal accessories painted in sand white or sand black for installing the suspensions in trimless version.  
 Maximum diameter of cable access hole 4,5 mm.

Accesorii din metal vopsit alb mat sau negru mat, pentru montajul trimless al suspensiilor.  
 Diametrul maxim al găurii de ieşire a cablului 4,5 mm.

Accessori in metallo verniciato bianco opaco o nero opaco per montaggio delle sospensioni a filo muro (trimless).  
 Diametro massimo del foro di uscita del cavo elettrico 4,5 mm.

### Samples of composition/Exemple de combinații/Esempi di composizione

Multiple pendants must be installed with one of the canopy options listed on pages 673/675.  
 Variante multiple de suspensii pot fi asamblate cu ajutorul bazelor optionale prezentate la paginile 673/675.  
 Sospensioni multiple possono essere installate sui rosoni presenti alle pagine 673/675.









01-1986




CSL15RD550CF + 15x 01-1751



01-1984

01-1986



01-1750








01-1984


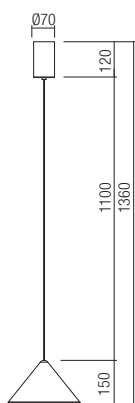
01-1985


CSL7LN1300WH+7x01-1750



-  art. **01-1984** Sand White
-  art. **01-1985** Sand Coffee
-  art. **01-1986** Sand Black

-  art. **01-1750** Sand White
-  art. **01-1751** Sand Coffee
-  art. **01-1752** Sand Black
-  art. **01-2350** Rose Gold
-  art. **01-2349** Brushed Brass



Led type	SMD LED 5050 BRIDGELUX 1 pc x 6W
Power	6W
Input	220V-240V, 50/60Hz
Color temperature	3000K
Lumen source	630 lm
Lumen system	396 lm
Optic	18°
CRI	90
Not dimmable	

**CE IP20**

Led type	BRIDGELUX COB LED 1 pc x 13W
Power	13W
Input	220V-240V, 50/60Hz
Color temperature	3000K
Lumen source	1235 lm
Lumen system	656 lm
Optic	20°
CRI	90
Not dimmable	

**CE IP20**

## Suspensions for interior equipped with SMD LED, structure and diffuser in aluminum painted in sand white, sand coffee, sand black, brushed brass or rose gold.

Suspensii pentru interior echipate cu LED SMD, structură și dispersor din aluminiu vopsite alb mat, maro mat, negru mat, alamă sau aur roz.

Sospensioni per interni equipaggiate con LED SMD, struttura e diffusore in alluminio verniciati bianco opaco, caffè opaco, nero opaco, ottone oppure oro rosa.

Люстры для интерьера, оснащенные светодиодами SMD, структура и рассеиватель из алюминия окрашенного в матовый белый, матовый кофе, матовый черный, латунь или розовое золото.

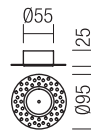
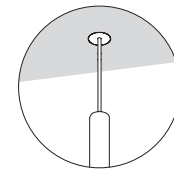
Beltéri függesztékek, SMD LED-el szerelve, matt fehér, matt barna, matt fekete, sárgaréz vagy rózsá arany alumínium szerkezet és diszperzór.

Интериорни висящи осветителни тела с SMD LED платка, корпус от алуминий в бял мат, кафе мат, черен мат, месинг или розово злато.

Závesné interiérové svietidlá vybavené LED diódou SMD, koňtrukcia a difúzor v hliníkovom prevedení v matnej bielej, matnej kávovej, matnej čiernej farbe, mosadz alebo ružové zlato.

### Trimless canopy

art. **CT1MWH** Sand White  
art. **CT1MBK** Sand Black



Metal accessories painted in sand white or sand black for installing the suspensions in trimless version.

Maximum diameter of cable access hole 4,5 mm.

Accesorii din metal vopsit alb mat sau negru mat, pentru montajul trimless al suspensiilor.

Diametrul maxim al găurii de ieșire a cablului 4,5 mm.

Accessori in metallo verniciato bianco opaco o nero opaco per montaggio delle sospensioni a filo muro (trimless).

Diametro massimo del foro di uscita del cavo elettrico 4,5 mm.

### Model finishings

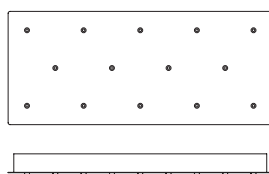


### Samples of composition/Exemple de combinații/Esempi di composizione

Multiple pendants must be installed with one of the canopy options listed on pages 673/675.

Variante multiple de suspensii pot fi asamblate cu ajutorul bazelor optionale prezentate la paginile 673/675.

Sospensioni multiple possono essere installate sui rosoni presenti alle pagine 673/675.



1 x CSL14SQ700WH/CF/BK

+



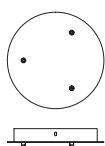
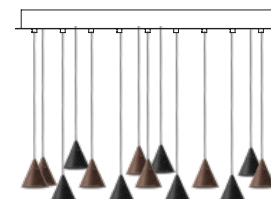
7 x 01-1751

+



7 x 01-1752

=



1 x CSL3RD255WH/CF/BK

+



3 x 01-1750

=



Obo



01-2804



01-1832





CSL15RD550BK + 15x 01-2357

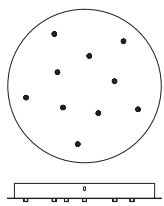






**Samples of composition/Exemple de combinații/Esempi di composizione**

Multiple pendants must be installed with one of the canopy options listed on pages 673/675.  
 Variante multiple de suspensii pot fi asamblate cu ajutorul bazelor optionale prezentate la paginile 673/675.  
 Sospensioni multiple possono essere installate sui rosoni presenti alle pagine 673/675.



1x CSL10RD405WH/CF/BK

+



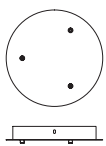

5 x 01-1833

+



5 x 01-1834

=



1x CSL3RD255WH/CF/BK

+



3 x 01-1832

=



# Obo



Sand White



Sand Coffee



Sand Black



Rose Gold



Brushed Brass

Series of light fixtures for interior equipped with one SMD LED, structure and diffuser in aluminum painted in sand white, sand coffee, sand black, brushed brass or rose gold.

Serie de corpuri de iluminat pentru interior echipate cu un LED SMD, structură și dispersor din aluminiu vopsite alb mat, maro mat, negru mat, alamă sau aur roz.

Serie di apparecchi per interni equipaggiati con un LED SMD, struttura e diffusore in alluminio verniciati bianco opaco, caffè opaco, nero opaco, ottone oppure oro rosa.

Серия светильников для интерьера, оснащенных светодиодом SMD, структура из алюминия окрашенного в матовый белый, матовый кофе, матовый черный, латунь или розовое золото.

Beltéri lámpa testek, SMD LED-el szerelve, matt fehér, matt barna, matt fekete, sárgaréz vagy rózsá arany alumínium szerkezet és disperzor.

Серия от интерьерни осветители с SMD LED платки, корпус от алуминий в бял мат, кафе мат, черен мат, месинг или розово злато.

Séria svietidiel pre interiér vybavená jednou LED diódou SMD, konštrukcia a difúzor v hliníkovom prevedení v matnej bielej, matnej kávovej, matnej čiernej farbe, mosadz alebo ružové zlató.

- art. **01-1832** Sand White
- art. **01-1833** Sand Coffee
- art. **01-1834** Sand Black
- art. **01-2358** Rose Gold
- art. **01-2357** Brushed Brass



Led type	SMD LED 5050 BRIDGELUX 1pc x 4,5W
Power	4,5W
Input	220V-240V, 50/60Hz
Color temperature	3000K
Lumen source	405 lm
Lumen system	270 lm
Optic	38°
CRI	90
Not dimmable	
<b>CE IP20</b>	

- art. **01-2804** Sand White
- art. **01-2807** Sand Coffee
- art. **01-2808** Sand Black
- art. **01-2805** Rose Gold
- art. **01-2806** Brushed Brass



Led type	BRIDGELUX COB LED 1pc x 8,5W
Power	8,5W
Input	220V-240V, 50/60Hz
Color temperature	3000K
Lumen source	679 lm
Lumen system	410 lm
Optic	36°
CRI	90
Not dimmable	
<b>CE IP20</b>	



- art. **01-1829** Sand White
- art. **01-1830** Sand Coffee
- art. **01-1831** Sand Black

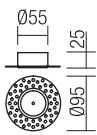
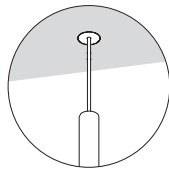


Led type	SMD LED 5050 BRIDGELUX1 pc x 4,5W
Power	4,5W
Input	220V-240V, 50/60Hz
Color temperature	3000K
Lumen source	405 lm
Lumen system	270 lm
Optic	38°
CRI	90
Not dimmable	
<b>CE</b>	<b>IP20</b>



### Trimless canopy


- art. **CT1MWH** Sand White
- art. **CT1MBK** Sand Black



Metal accessories painted in sand white or sand black for installing the suspensions in trimless version.  
Maximum diameter of cable access hole 4,5 mm.

Accesorii din metal vopsit alb mat sau negru mat, pentru montajul trimless al suspensiilor.  
Diametrul maxim al găurii de ieșire a cablului 4,5 mm.

Accessori in metallo verniciato bianco opaco o nero opaco per montaggio delle sospensioni a filo muro (trimless).  
Diametro massimo del foro di uscita del cavo elettrico 4,5 mm.



01-1831





01-2693



01-2692



01-2694



Suspensions for interior with direct/indirect light dispersion, equipped with one COB LED and SMD LEDs, structure in aluminum and metal painted in sand white, sand black or with anodised brass gold finishing, satin acrylic diffusers.

Suspensii pentru interior cu dispersie directă/indirectă a luminii, echipate cu un LED COB și LED-uri SMD, structură din aluminiu și metal vopsit alb mat, negru mat sau cu finisaj alamă anodizată aur, dispersoare din acril alb satinat.


Sospensioni per interni ad emissione luminosa diretta/indiretta, equipaggiate con LED COB e SMD LED, struttura in alluminio e metallo verniciata bianco opaco, nero opaco o con finitura ottone anodizzato oro, diffusori in acrilico satinato.

Навесные светильники для интерьера, с прямым/косвенным рассеиванием света, оснащённые монолитным блоком светодиодов и светодиодами SMD, структура из алюминия и металла с покраской в матовый белый, матовый чёрный или с отделкой из анодированной латуни золотистого цвета, рассеиватели из белого сатинового акрила.

Beltéri függesztékek, direkt/indirekt fényszórású, COB és SMD LED-el szerelve, matt fehér, matt fekete vagy arany eloxált sárgaréz alumínium és és fém szerkezet, matt fehér akril diszperzór.

Окачивания за интерьер с пряко/непряко разсейване на светлината, оборудвани със COB светодиоди и SMD светодиоди, структура от алуминий и метал, боядисан в матово бяло, матово черно или със златно анодизирано месингово покритие, дифузери от бял сатенен акрилен.

Závesné interiérové svietidlá s priamym/nepriamym rozptylom svetla, vybavené jednou COB LED a SMD LED, hliníková a kovová konštrukcia lakovaná pieskovo biela, pieskovo čierna alebo s povrchovou úpravou z eloxovanej mosadze a zlatej, saténové akrylátové difúzory.



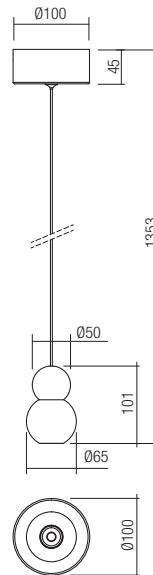
01-2694



art. **01-2692** Sand White

art. **01-2693** Anodised Brass Gold

art. **01-2694** Sand Black



Led type	COB LED 1 pcs x 5W+ SMD LED 2835 12 pcs x 0.25W
Power	8W
Input	220-240V, 50/60Hz
Color temperature	3000K
Lumen source	851 lm
Lumen system	518 lm
Optic	36°/120°
CRI	90
Not dimmable	<input checked="" type="checkbox"/>
<b>CE IP20</b>	



01-2692

01-2694

01-2693

Sinclair







01-3251




01-3239



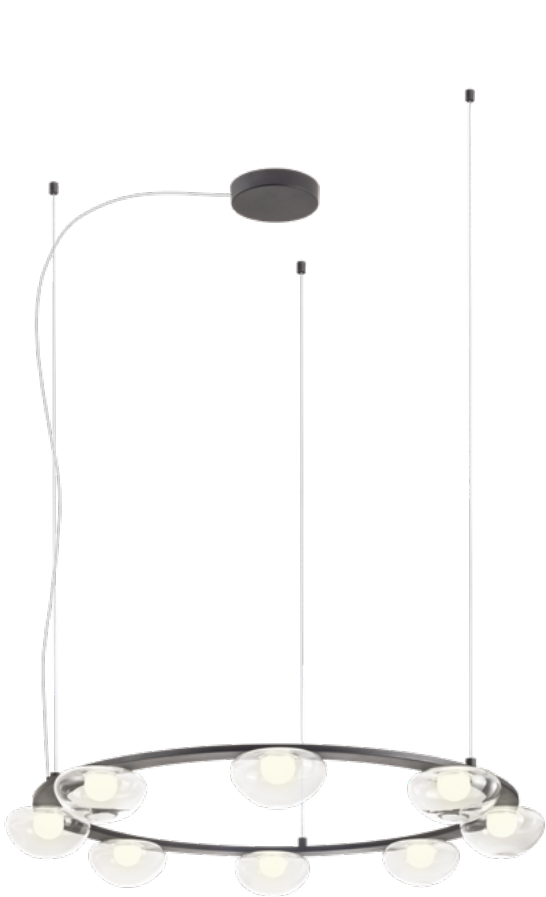
Sinclair



01-3251



01-3247



01-3250



01-3310

Sinclair





01-3246



01-3244



01-3245



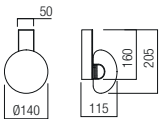


# Sinclair



01-3239

- art. **01-3239** Matt Gold
- art. **01-3240** Sand Black




Led type	SMD LED 2835 24 pcs x 0,27W
Power	6,5W
Input	220-240V, 50/60Hz
Color temperature	3000K
Lumen source	769 lm
Lumen system	533 lm
CRI	93
Not dimmable	

**CE IP21**

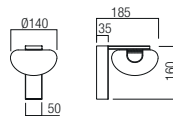


01-3239



01-3241

- art. **01-3241** Matt Gold
- art. **01-3242** Sand Black



Led type	SMD LED 2835 24 pcs x 0,27W
Power	6,5W
Input	220-240V, 50/60Hz
Color temperature	3000K
Lumen source	769 lm
Lumen system	533 lm
CRI	93
Not dimmable	

**CE IP21**



01-3242

Light fixtures for interior equipped with SMD LEDs, metal structure painted in matt gold or sand black, double diffusers in PYREX glass, transparent on the outside and satin white on the inside.

Corpurile de iluminat pentru interior echipate cu LED-uri SMD, structură din metal vopsit auriu mat sau negru mat, dispersoare duble din sticlă tip PYREX, transparent la exterior și alb satinat la interior.

Apparecchi per interni equipaggiati con LED SMD, struttura in metallo verniciato oro opaco o nero opaco, doppi diffusori in vetro PYREX trasparente all'esterno e bianco satinato all'interno.

Светильники для внутреннего освещения, оснащенные светодиодами SMD, с металлической структурой, окрашенной в матово-золотистый или матово-черный цвета, и двойными рассеивателями из стекла типа PYREX, прозрачного снаружи и сатирированного белого цвета внутри.

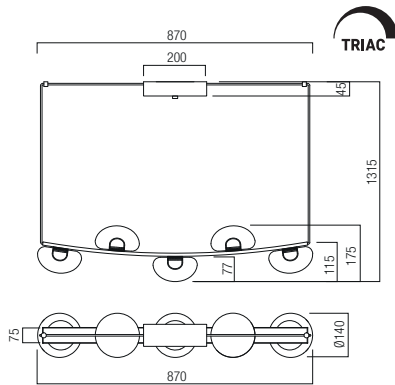
Beltéri lámpa testek, SMD LED-el szerelve, matt arany vagy matt fekete fém szerkezet, dupla PYREX üveg díszperzór, kívül áttetsző, belül matt fehér.

Osветителни тела за интериор, оборудвани с LED-ове SMD, метална структура боядисана в матово златисто или матово черно, двойни дифузери от стъкло тип PYREX, прозрачни отвън и сатенено бели отвътре.

Interiérové svietidlá vybavené SMD LED diódami, kovová konštrukcia lakovaná matnou zlatou alebo pieskovou čiernou farbou, dvojité difúzory zo skla PYREX, zvonka priehľadná a zvnútra saténovo biele.



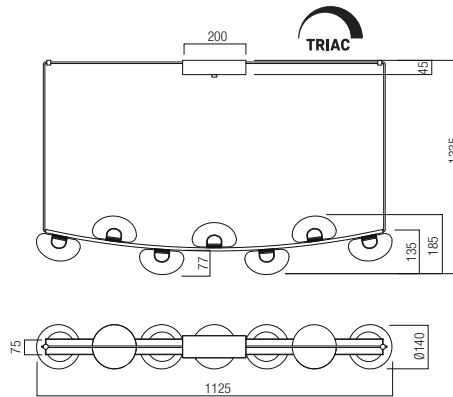
art. **01-3243** Matt Gold  
 art. **01-3244** Sand Black



Led type SMD LED 2835 120 pcs x 0.29W  
 Power 35W  
 Input 220-240V, 50/60Hz  
 Color temperature 3000K  
 Lumen source 3171 lm  
 Lumen system 2468 lm  
 CRI 93  
 Dimmable TRIAC

CE IP21

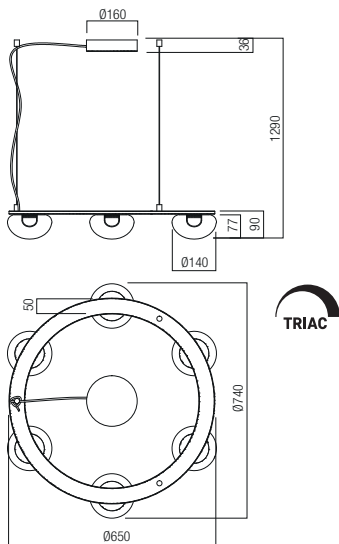
art. **01-3245** Matt Gold  
 art. **01-3246** Sand Black



Led type SMD LED 2835 168 pcs x 0.25W  
 Power 42.7W  
 Input 220-240V, 50/60Hz  
 Color temperature 3000K  
 Lumen source 4587 lm  
 Lumen system 3553 lm  
 CRI 93  
 Dimmable TRIAC

CE IP21

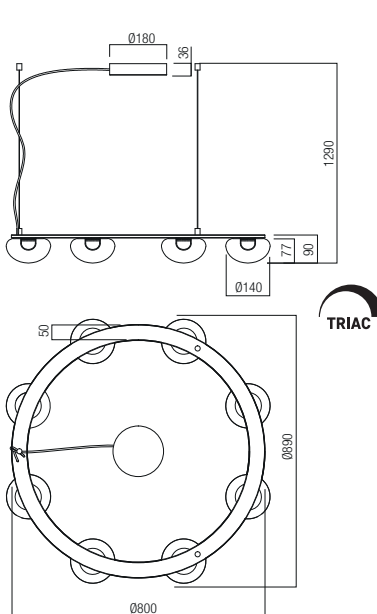
art. **01-3247** Matt Gold  
 art. **01-3248** Sand Black



Led type SMD LED 2835 144 pcs x 0.26W  
 Power 37.2W  
 Input 220-240V, 50/60Hz  
 Color temperature 3000K  
 Lumen source 4542 lm  
 Lumen system 3306 lm  
 CRI 93  
 Dimmable TRIAC

CE IP21

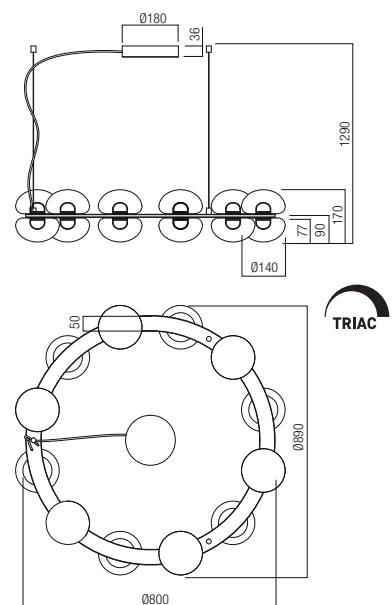
art. **01-3249** Matt Gold  
 art. **01-3250** Sand Black



Led type SMD LED 2835 192 pcs x 0.26W  
 Power 49.6W  
 Input 220-240V, 50/60Hz  
 Color temperature 3000K  
 Lumen source 5575 lm  
 Lumen system 4093 lm  
 CRI 93  
 Dimmable TRIAC

CE IP21

art. **01-3251** Matt Gold  
 art. **01-3310** Sand Black



Led type SMD LED 2835 288 pcs x 0.26W  
 Power 74.4W  
 Input 220-240V, 50/60Hz  
 Color temperature 3000K  
 Lumen source 7791 lm  
 Lumen system 5885 lm  
 CRI 93  
 Dimmable TRIAC

CE IP21

Cody





01-3289

01-3290



# Cody

Light fixtures for interior equipped COB LED, structure in metal electrostatically painted in sand black with aluminium diffuser painted in matt gold or in metal and aluminium electrostatically painted in sand black, opal blown glass shade.

Corpuri de iluminat pentru interior echipate cu LED COB, structură din metal vopsit în câmp electrostatic negru mat cu dispersor din aluminiu vopsit auriu mat sau din metal și aluminiu vopsit în câmp electrostatic negru mat, abajur din sticlă suflată alb opal.

Apparecchi per interni equipaggiati con LED COB, struttura in metallo verniciato a polveri nero opaco con paralume in alluminio verniciato oro opaco oppure in metallo e alluminio verniciato a polveri nero opaco, diffusore in vetro soffiato opale.

Светильники для внутреннего освещения, оснащенные светодиодом COB, с металлической структурой, окрашенной в электростатическом поле в матово-черный цвет, рассеивателем из алюминия, окрашенным в матово-золотистый цвет, или из алюминия и металла, окрашенным в электростатическом поле в матово-черный цвет, и абажуром из выдувного опалового стекла белого цвета.

Beltéri lámpa testek, COB LED-el szerelve, elektrosztatikus mezőben festett matt fekete alumínium szerkezet, matt arany alumínium diszperzör vagy elektrosztatikus mezőben festett matt fekete alumínium szerkezet és fújtt opál üveg diszperzör.

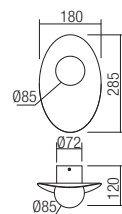
Осветителни тела за интериор, оборудвани с LED COB, метална структура, боядисана в электростатично поле в матово черно с матово златист алуминиев дифузер или дифузер от метал и алуминий боядисан в электростатично поле в матово черно, абажур от бяло опалено духано стъкло

Interiérové svietidlá vybavené COB LED diódami, kovová konštrukcia lakovaná v matnej čiernej s hliníkovým difúzorom lakovaným matnou zlatou alebo kovom a hliníkom lakovaným v matnej čiernej, tienidlo z fúkaného skla opálovo biele.



01-3288

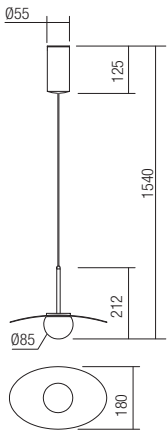
art. **01-3287** Sand Black/Matt Gold  
art. **01-3288** Sand Black



Led type	CREE COB LED 1 pcs
Power	11W
Input	220-240V, 50/60Hz
Color temperature	3000K
Lumen source	890 lm
Lumen system	655 lm
CRI	90
Not dimmable	

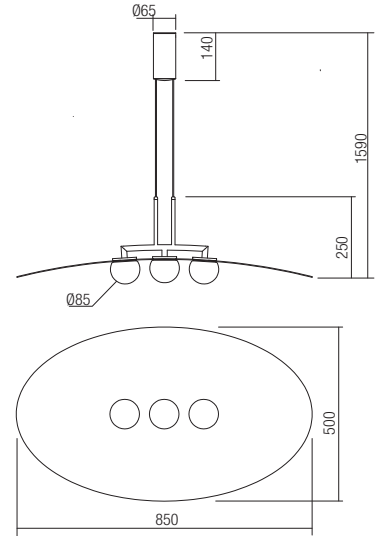
CE IP20

art. **01-3308** Sand Black/Matt Gold  
 art. **01-3289** Sand Black




Led type	CREE COB LED 1 pcs
Power	11W
Input	220-240V, 50/60Hz
Color temperature	3000K
Lumen source	890 lm
Lumen system	655 lm
CRI	90
Not dimmable	

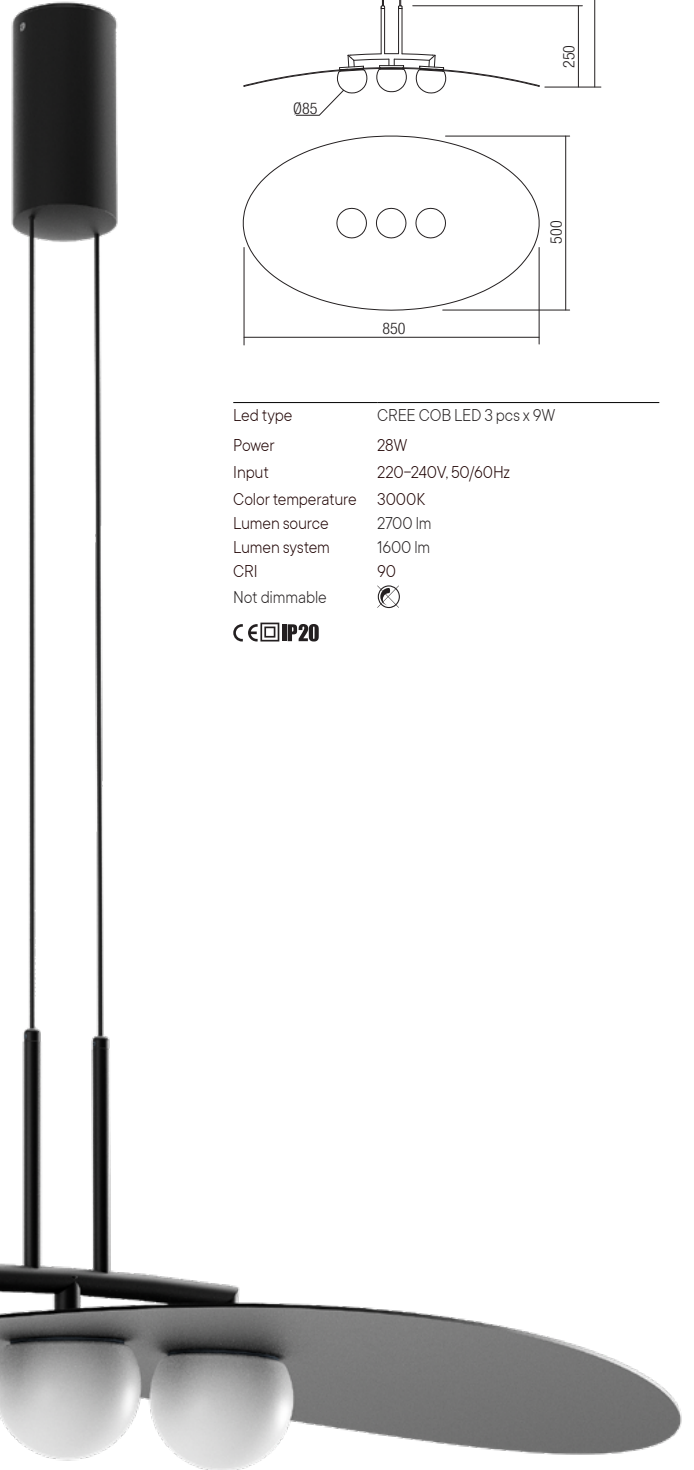
art. **01-3290** Sand Black/Matt Gold  
 art. **01-3309** Sand Black



Led type	CREE COB LED 3 pcs x 9W
Power	28W
Input	220-240V, 50/60Hz
Color temperature	3000K
Lumen source	2700 lm
Lumen system	1600 lm
CRI	90
Not dimmable	



01-3308



01-3309









01-2603



Series of light fixtures for interior equipped with LEDs, structure of metal or zinc alloy, finished in sand white, sand black, brass or chrome, opal glass diffusers.

Suspension kits for surface or recessed mounting, individual intermediate and terminal opal glass diffusers.

Modular assembling of light strings with variable lengths is possible, provided that power of the driver is considered - maximum 30W.

Serie de corpuri de iluminat pentru interior echipate cu LED-uri, cu structura din metal sau zinc, disponibile in finisaje alb mat, negru mat, alamă sau crom, cu dispersoare din sticlă opal. Kituri de suspensie pentru montaj aplicat sau încastrat, dispersoare individuale intermediare sau de capăt din sticlă opal.

Se pot realiza diferite combinații prin asamblarea modulară în șiruri cu lungimi variabile respectând puterea driverului - maximum 30W.

Serie di apparecchi per interni equipaggiati con LED, struttura in metallo zama finitura bianco opaco, nero opaco, ottone o cromo, diffusori in vetro opalino.

Kit di sospensione per montaggio di superficie o ad incasso, diffusori individuali terminali e intermedi in vetro opale.

Sono possibili molteplici combinazioni di montaggio, rispettando la potenza del driver che può supportare combinazioni fino ad un massimo di 30W.

Серия светильников для интерьера, оснащенных светодиодами SMD, структура из металла или сплава, содержащего цинк, алюминий, магний и медь, с матовой белой, матовой черной, латунной или хромированной отделкой, опаловые стеклянные рассеиватели.

Комплект для крепления при монтаже подвесных приборов встык или встроенных структур, индивидуальные промежуточные или конечные опаловые стеклянные рассеиватели.

Возможна модульная сборка полос с переменной длиной при условии, что учитывается мощность драйвера - максимум 30Вт.

Beltéri lámpa testek, LED-el szerelve, zamak szerkezet, matt fehér, matt fekete, réz vagy króm színben, opál üveg diszperzör.

Fém szerkezetű függesztő szett matt fehér, matt fekete, réz vagy króm színben.

A moduláris szereléshez egyedi üveg diszperzör áll rendelkezésre, így különböző méretű hossz állítható össze, tartava a max.30W teljesítményt.

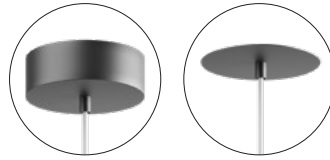
Серия осветительных тел для интерьера, разполога с LED светодиодами, с метална или замакова структура, предлага се в матово бяло, матово черно, месинг или хром, с дифузери от опалово стъкло.

Комплекти за окачване за видим монтаж, приложен или вдлъбнат монтаж, индивидуални междинни или крайни дифузери от опалово стъкло.

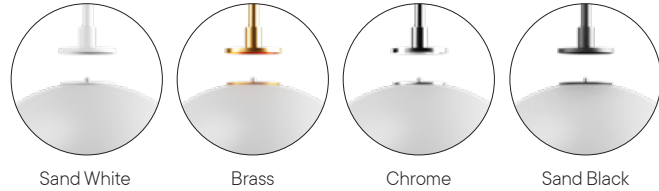
Могат да бъдат извършени различни комбинации чрез модулно сглобяване в редове с променливи дължини, като се спазва мощността на драйвера - максимално 30W.

Séria interiérových svetidiel vybavených LED diódami, konštrukcia z kovu alebo zliatiny zinku, s pieskovo -bielymi, pieskovo -čiernymi, mosadznými alebo chrómovými difúzormi z opálového skla. Závěsné súpravy pre povrchovú alebo zapustenú montáž, jednotlivé medzifahle a koncové difúzory z opálového skla. Modulárna montáž svetelných reťazcov s premenlivou dĺžkou je možná za predpokladu, že sa zohľadní výkon vodiča - maximálne 30 W.

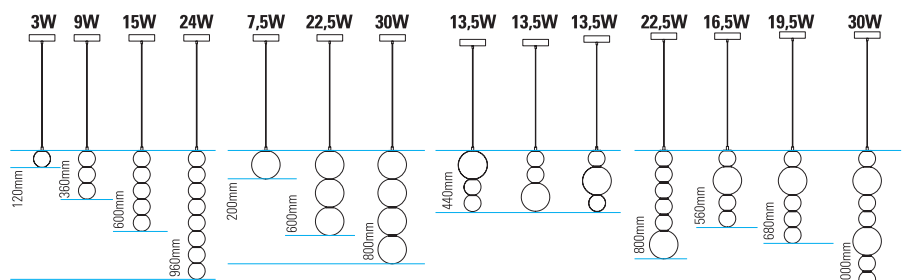
1 · Decide type of suspension kit, surface or recessed.



2 · Choose your finish and the design of pendant (you can add the diffusers until maxim 30W).



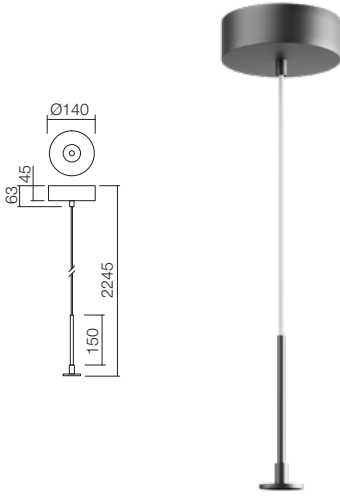
### SOME COMPOSITION SAMPLES (No more than 30W)



## SUSPENSION COMPONENTS

### SURFACE SUSPENSION KIT (Support max. 30W)

- art **SKBS01SWH** Sand White
- art **SKBS01BS** Brass
- art **SKBS01CH** Chrome
- art **SKBS01SBK** Sand Black



Power MAX 30W  
 Input 220-240V, 50/60Hz  
 Dimmable 1-10V

**CE IP44**

### INTERMEDIATE DIFFUSER 3W

- art **LSD01-2604SWH** Sand White
- art **LSD01-2604BS** Brass
- art **LSD01-2604CH** Chrome
- art **LSD01-2604SBK** Sand Black



Led type SMD LED 2835 36 pcs x 0,08W  
 Power 3W  
 Input 6V  
 Color temperature 3000 K  
 Lumen source 350 lm  
 Lumen system 260 lm  
 CRI 90  
 Dimmable 1-10V

**CE IP44**

### TERMINAL/SINGLE DIFFUSER 3W

- art **LSS01-2604WH** Opal

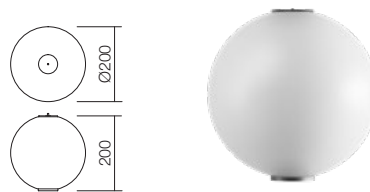


Led type SMD LED 2835 36 pcs x 0,08W  
 Power 3W  
 Input 6V  
 Color temperature 3000 K  
 Lumen source 350 lm  
 Lumen system 260 lm  
 CRI 90  
 Dimmable 1-10V

**CE IP44**

### INTERMEDIATE DIFFUSER 7.5W

- art **LSD01-2249SWH** Sand White
- art **LSD01-2449BS** Brass
- art **LSD01-2449CH** Chrome
- art **LSD01-2449SBK** Sand Black




Led type SMD LED 2835 90 pcs x 0,08W  
 Power 7,5W  
 Input 15V  
 Color temperature 3000K  
 Lumen source 1000 lm  
 Lumen system 750 lm  
 CRI 90  
 Dimmable 1-10V

**CE IP44**

### TERMINAL/SINGLE DIFFUSER 7.5W

- art **LSS01-2449WH** Opal

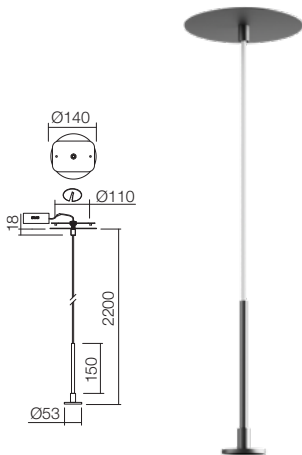


Led type SMD LED 2835 90 pcs x 0,08W  
 Power 7,5W  
 Input 15V  
 Color temperature 3000K  
 Lumen source 1000 lm  
 Lumen system 750 lm  
 CRI 90  
 Dimmable 1-10V

**CE IP44**

### RECESSED SUSPENSION KIT (Support max. 30W)

- art **SKBR01SWH** Sand White
- art **SKBR01BS** Brass
- art **SKBR01CH** Chrome
- art **SKBR01SBK** Sand Black

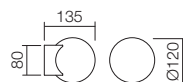


Power MAX 30W  
 Input 220-240V, 50/60Hz  
 Dimmable 1-10V

**CE IP44**

### WALL/CEILING LAMP

- art **01-2600** Sand White
- art **01-2601** Brass
- art **01-2602** Chrome
- art **01-2603** Sand Black



Led type SMD LED 2835 15 pcs x 0,33W  
 Power 5W  
 Input 220-240V, 50/60Hz  
 Color temperature 3000K  
 Lumen source 450 lm  
 Lumen system 330 lm  
 CRI 90  
 Not dimmable

**CE IP44**

# Plato





01-2753



01-2726



# Plato







01-2734



# Plato



01-2733



01-2753




01-2734



01-2729

01-2728

# Plato



01-2728



01-2729



01-2732



01-2725



01-2726

**Plato**  
**259**

# Plato

Light fixtures for interior, metal structure painted in matt gold or sand black, blown opal glass diffusers.

Corpuri de iluminat pentru interior, structură din metal vopsită auriu mat sau negru mat, dispersoare din sticlă suflată opal.

Apparecchi per interni, struttura in metallo verniciato oro opaco o nero opaco, diffusori in vetro soffiato opale.

Светильники для интерьера, металлическая структура, покрашенная в матовый золотистый или матовый чёрный цвет, стеклянные рассеиватели с опаловым напылением.

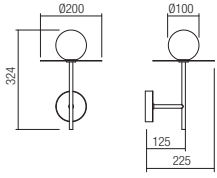
Beltéri lámpa testek, matt arany vagy matt fekete fém szerkezet, fújt opál üveg diszperzór.

Осветителни тела за интериор, метална структура, боядисана във матово златисто или матово черно, дифузери от опалово издухано стъкло.

Interiérové svietidlá, kovová konštrukcia lakovaná v matnej zlatej alebo matnej čiernej farbe, difúzory z fúkaného opálového skla.



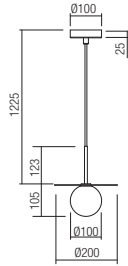
art. **01-2725** Gold  
 art. **01-2726** Sand Black



Lampholder G9  
 Power 1x max.10W  
 Input 230V, 50Hz

CE IP20

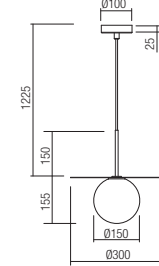
art. **01-2727** Gold  
 art. **01-2728** Sand Black



Lampholder G9  
 Power 1x max.10W  
 Input 230V, 50Hz

CE IP20

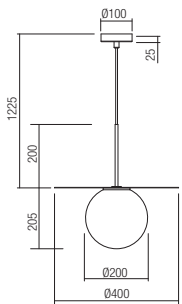
art. **01-2729** Gold  
 art. **01-2730** Sand Black



Lampholder E14  
 Power 1x max.28W  
 Input 230V, 50Hz

CE IP20

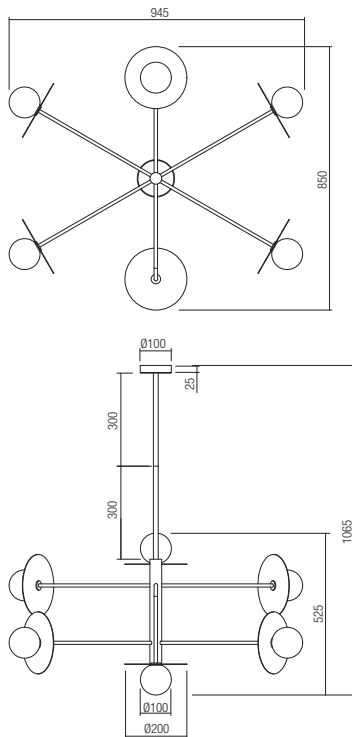
art. **01-2731** Gold  
 art. **01-2732** Sand Black



Lampholder E27  
 Power 1x max.42W  
 Input 230V, 50Hz

CE IP20

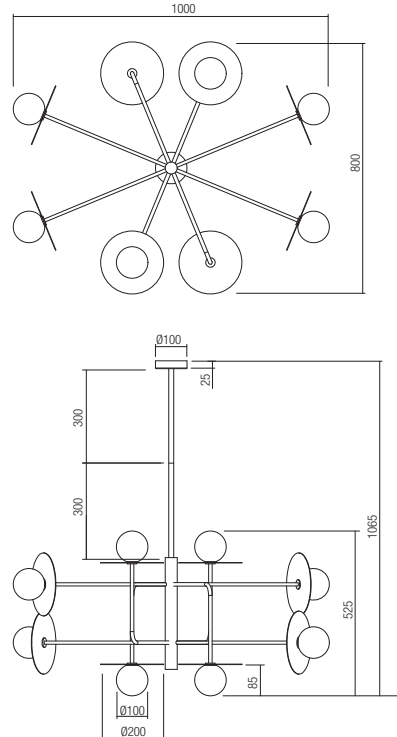
art. **01-2733** Gold  
 art. **01-2734** Sand Black



Lampholder G9  
 Power 6 x max.10W  
 Input 230V, 50Hz

CE IP20

art. **01-2735** Gold  
 art. **01-2753** Sand Black



Lampholder G9  
 Power 8 x max.10W  
 Input 230V, 50Hz

CE IP20







01-2652

# Talis





# Talis





01-2646

# Talis

Series of light fixtures for interior, metal structure with brushed bronze finish or matt black, blown opal glass diffusers. Suspensions supplied with white or black fabric cable.

Corpuri de iluminat pentru interior, structură din metal finisată bronz periat sau negru mat, dispersoare din sticlă suflată alb opal. Suspensiile sunt dotate cu cablu textil alb sau negru.

Serie di apparecchi per interni, struttura in metallo finitura bronz spazzolato o nera, diffusori in vetro soffiato bianco opale. Sospensioni fornite con cavo tessile bianco o nero.

Светильники для интерьера, структура из металла с матовой бронзовой отделкой или чёрного цвета, рассеиватели из дутого опалового стекла. Люстры имеют белый текстильный кабель или чёрного.

Beltéri lámpa testek, fésült bronz vagy fekete fémszerkezet, fehér opál fújt üveg diszperzör, fehér vagy feket textilábel.

Серия интерьерни осветители, корпус от стомана в шлайфан бронз или черно, духано опалово стъкло. бял текстилен кабел или черно.

Séria svietidiel pre interiér, kovová konštrukcia s povrchovou úpravou z brúseného bronzu alebo čiernej farbe, difúzory z opálového skla. Závesy sú dodávané s biela alebo čiernej tkaninovým káblom.



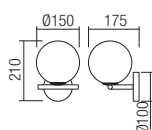
01-2640



01-2643

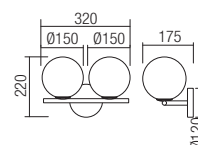
art. **01-2640** Brushed Bronze  
art. **01-2641** Matt Black

art. **01-2642** Brushed Bronze  
art. **01-2643** Matt Black



Lampholder E14  
Power 1x max. 28W  
Input 230V, 50Hz

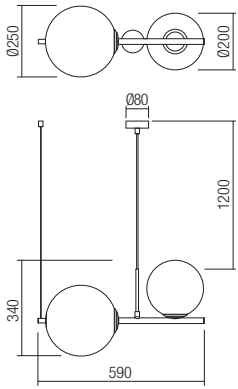
CE IP20



Lampholder E14  
Power 2x max. 28W  
Input 230V, 50Hz

CE IP20

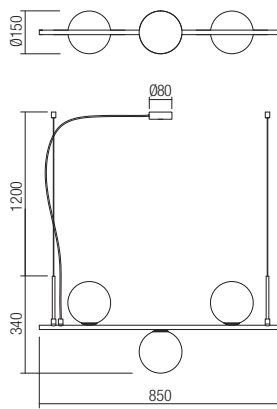
art. **01-1633** Brushed Bronze  
art. **01-2646** Matt Black



Lampholder E27  
Power 2 x max. 42W  
Input 230V, 50Hz

CE IP20

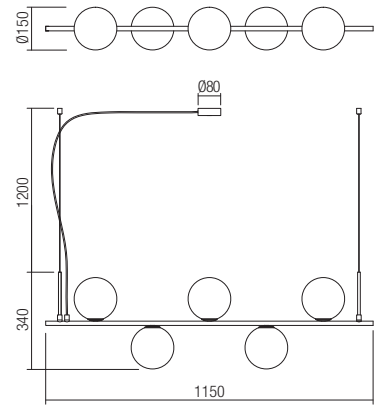
art. **01-1634** Brushed Bronze  
art. **01-2647** Matt Black



Lampholder E14  
Power 3 x max. 28W  
Input 230V, 50Hz

CE IP20

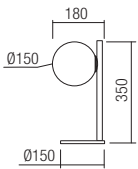
art. **01-1635** Brushed Bronze  
art. **01-2648** Matt Black



Lampholder E14  
Power 5 x max. 28W  
Input 230V, 50Hz

CE IP20

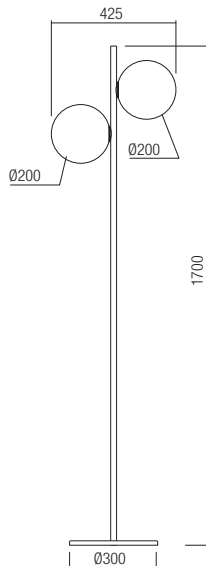
art. **01-2649** Brushed Bronze  
art. **01-2650** Matt Black



Lampholder E14  
Power 1 x max. 28W  
Input 230V, 50Hz

CE IP20

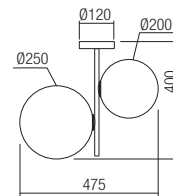
art. **01-2651** Brushed Bronze  
art. **01-2652** Matt Black



Lampholder E27  
Power 2 x max. 42W  
Input 230V, 50Hz

CE IP20

art. **01-2644** Brushed Bronze  
art. **01-2645** Matt Black



Lampholder E27  
Power 2 x max. 42W  
Input 230V, 50Hz


CE IP20







01-3255



# Confusio



01-3257



01-3258



01-3256

# Confusio



01-3254



01-3253



Indoor light fixtures, metal structure electrostatically painted in sand black or finished in matt gold, opal blown glass shades.

Corpuri de iluminat pentru interior, structură din metal vopsit în câmp electrostatic negru mat sau finisat auriu mat, abajururi din sticlă suflată alb opal.

Apparecchi per interni, struttura in metallo verniciato a polveri nero opaco o con finitura oro opaco, diffusori in vetro soffiato opale.

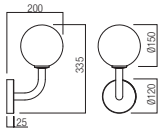
Светильники для внутреннего освещения с металлической структурой, окрашенной в электростатическом поле в матово-черный или с отделкой под матово-золотистый цвет, и абажурами из выдувного опалового стекла белого цвета.

Beltéri lámpa testek, elektrosztatikus mezőben festett matt fekete vagy matt arany fém szerkezet, fehér opál fújt üveg bura.

Осветительни тела за интериор, метална структура, боядисана в электростатично поле в матово черно или с матово златисто покритие, абажури от бяло опалено духано стъкло.

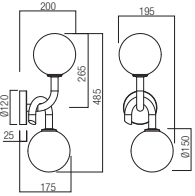
Interiérové svietidlá, kovová konštrukcia elektrostaticky lakovaná v pieskovej čiernej farbe alebo matnej zlatej, difúzory z opálového fúkaného skla.

- art. **01-3252** Matt Gold
- art. **01-3253** Sand Black



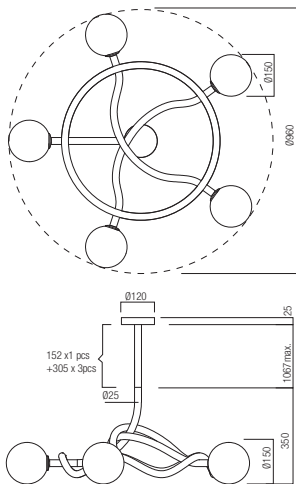
Lampholder E14  
 Power 1x max. 28W  
 Input 230V, 50Hz  
**CE IP20**

- art. **01-3254** Matt Gold
- art. **01-3255** Sand Black



Lampholder E14  
 Power 2x max. 28W  
 Input 230V, 50Hz  
**CE IP20**

- art. **01-3258** Matt Gold
- art. **01-3259** Sand Black

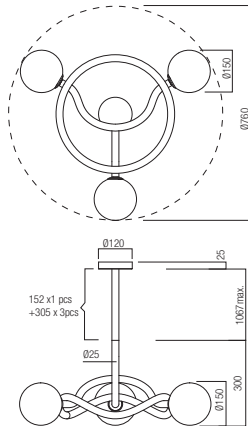


Lampholder E14  
 Power 5x max. 28W  
 Input 230V, 50Hz  
**CE IP20**



01-3252

- art. **01-3256** Matt Gold
- art. **01-3257** Sand Black



Lampholder E14  
 Power 3x max. 28W  
 Input 230V, 50Hz  
**CE IP20**





01-2476



01-2476



01-2474



01-2475









01-2473



01-2472



01-2469



01-2470



01-2471



01-2472

Lumien





01-2478



INSTRUCTIONS ENCLOSED

**D-19b  
Kodak  
DEVELOPER  
POWDER**

TO MAKE **3** GALLONS  
**13.5** LITRES

FOR X-RAY FILM AND PAPER, GENERAL CLINICAL,  
AERIAL, INFRARED AND INDUSTRIAL RECORD  
PHOTOGRAPHY

PREPARED IN ENGLAND BY  
KODAK LIMITED LONDON



axel vervoordt wabi



FRANK LLOYD WRIGHT  
I CAPOLAVO



01-2477

01-2478

Series of light fixtures for interior, satin gold metal structure, blown opal glass diffusers.

Serie de corpuri de iluminat pentru interior, structură din metal finisat auriu mat, dispersoare din sticlă suflată opal.

Serie di apparecchi per interni, struttura in metallo finitura oro opaco, diffusori in vetro soffiato opale.

Серия светильников для интерьера, структура металлическая матово-золотистого цвета, стеклянные рассеиватели с опаловым напылением.

Beltéri lámpatestek, matt arany fém szerkezet, fehér opál fújt üveg diszperzór.

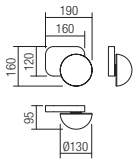
Серия тела за осветление, за интерьер, структура от метал с матово златен завършек, дифузери от опалово духано стъкло.

Séria interiérových svietidiel, kovová konštrukcia v saténovej zlatej farbe, fúkané opálové sklá.





art. **01-2469**

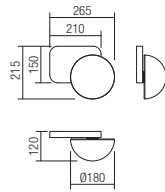


Lampholder	G9
Power	1 x max. 10W
Input	230V, 50Hz

**CE IP20**



art. **01-2470**

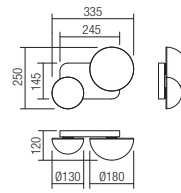


Lampholder	G9
Power	1 x max. 10W
Input	230V, 50Hz

**CE IP20**



art. **01-2471**

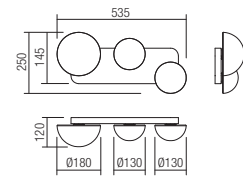


Lampholder	G9
Power	2 x max. 10W
Input	230V, 50Hz

**CE IP20**



art. **01-2472**



Lampholder	G9
Power	3 x max. 10W
Input	230V, 50Hz

**CE IP20**



art. **01-2474**

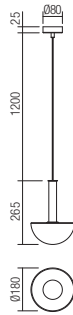


Lampholder	G9
Power	1 x max. 10W
Input	230V, 50Hz

**CE IP20**



art. **01-2475**

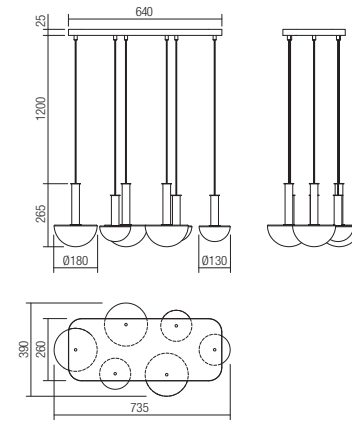


Lampholder	G9
Power	1 x max. 10W
Input	230V, 50Hz

**CE IP20**



art. **01-2476**

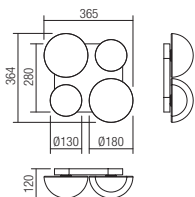


Lampholder	G9
Power	6 x max. 10W
Input	230V, 50Hz

**CE IP20**



art. **01-2473**



Lampholder	G9
Power	4 x max. 10W
Input	230V, 50Hz

**CE IP20**



art. **01-2477**

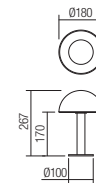


Lampholder	G9
Power	1 x max. 10W
Input	230V, 50Hz

**CE IP20**



art. **01-2478**



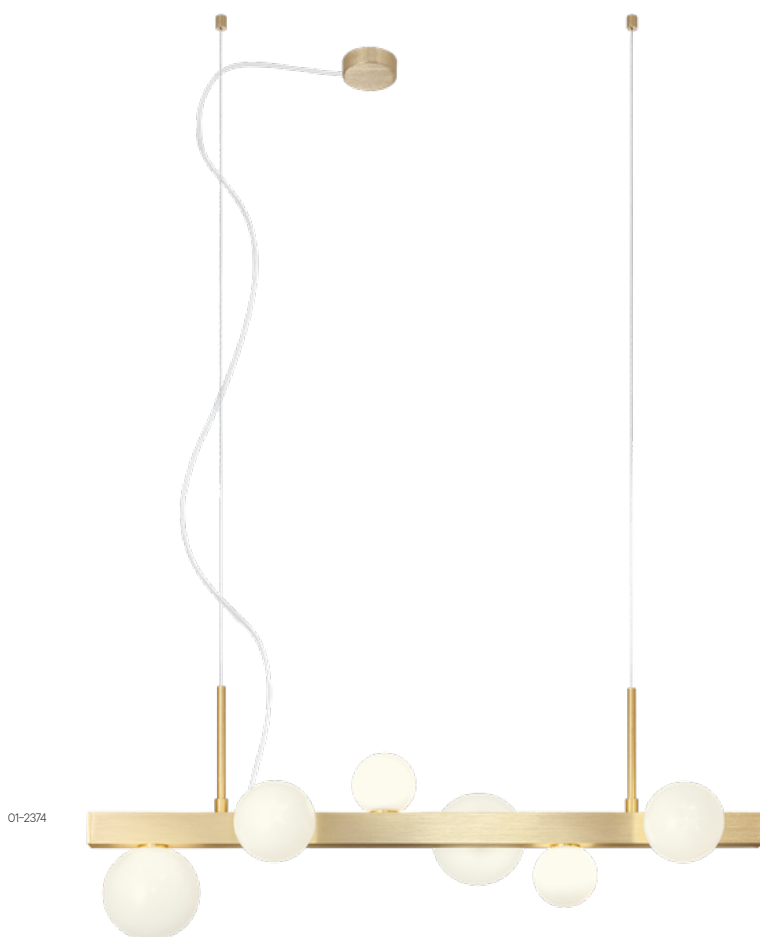
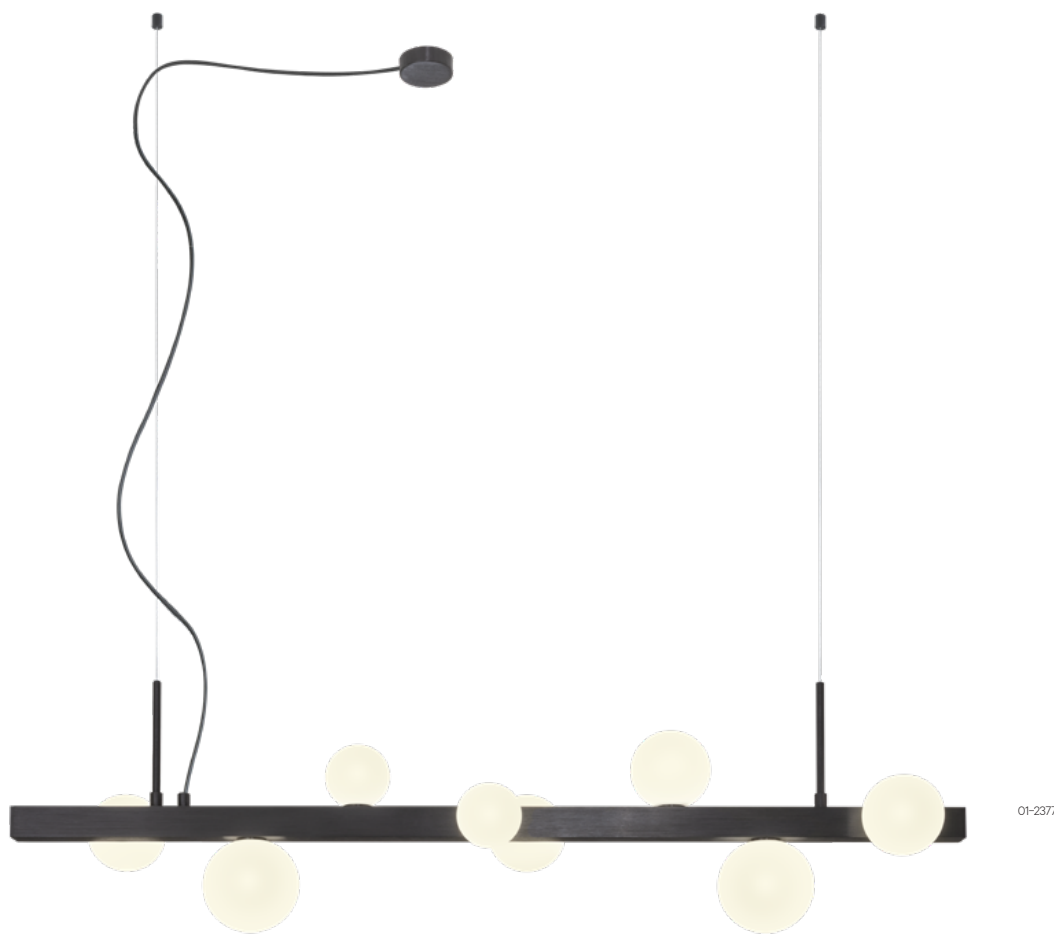
Lampholder	G9
Power	1 x max. 10W
Input	230V, 50Hz

**CE IP20**





01-2377





01-2374



Series of lighting fixtures for indoor, metal and brushed aluminum structure anodised in matt gold or black, opal white blown glass diffusers.

Serie de corpuri de iluminat pentru interior, structură din metal și aluminiu periat, anodizat auriu mat sau negru, dispersoare din sticlă suflată alb opal.

Serie di apparecchi per interni, struttura in metallo e alluminio spazzolato anodizzato oro opaco o nero, diffusori in vetro soffiato opale.

Серия светильников для интерьера, структура из металла и крацованного алюминия черный, анодированного в матовый золотистый или черный цвет, стеклянные рассеиватели с белым опаловым напылением.

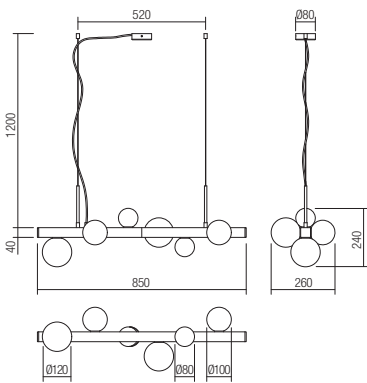
Beltéri lámpatestek, fésült fém és alumínium szerkezet, eloxált matt arany/matt fekete, fehér opál fújt üveg diszperzór.

Серия тела за осветление, за интерьер, структура от метал и четен, златен или черен анодизиран алуминий, опалови дифузери от бяло духано стъкло.

Séria interiérových svietidiel, kovová a brúsená hliniková konštrukcia eloxovaná v matnej zlatej alebo čiernej farbe, opálovo biele fúkané sklenené difúzory.



- art. **01-2374** Brushed Matt Gold
- art. **01-2375** Brushed Matt Black

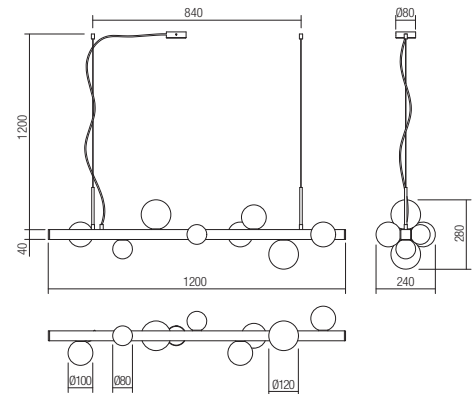


Lampholder G9  
 Power 6 x max. 28W  
 Input 230V, 50Hz

**CE IP20**



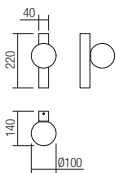
- art. **01-2376** Brushed Matt Gold
- art. **01-2377** Brushed Matt Black



Lampholder G9  
 Power 8 x max. 28W  
 Input 230V, 50Hz

**CE IP20**

- art. **01-2372** Brushed Matt Gold
- art. **01-2373** Brushed Matt Black



Lampholder G9  
 Power 1 x max. 28W  
 Input 230V, 50Hz

**CE IP20**







01-2082

## Suspensions for interior, chromed metal structure, blown opal glass diffusers.

Suspensii pentru interior, structură din metal cromat, dispersoare din sticlă suflată opal.

Sospensioni per interni, struttura in metallo cromato, diffusori in vetro soffiato opalino.

Люстры для интерьера, структура из хромированного металла, рассеиватели из опалового стекла.

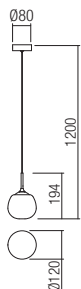
Beltéri függesztekek, króm fém szerkezet, fújtt opál üveg.

Очаквания за интериор, структура от хромиран метал, дифузери от издухано опал стъкло.

Závesné interiérové svietidlá, chrómovaná kovová štruktúra, difúzory z opálového skla.



art. **01-2081**



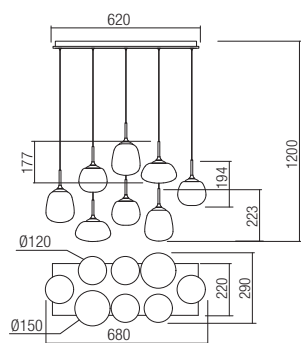
Lampholder G9  
Power 1x max. 40W  
Input 230V, 50Hz

CE  IP20





art. **01-2082**



Lampholder G9  
Power 8 x max. 40W  
Input 230V, 50Hz

CE  IP20

Kiwi  
297



01-2778



01-2781



Roy



01-2779



# Roy







Roy  
303

# Roy



01-2784



01-2785

Roy  
305

# Roy

Fixtures for interior, matt antique brass metal structure, mirror gold shadow and mirror coffee shadow pyrex glass diffusers.

Corpuri de iluminat pentru interior, structură din metal finisată alamă antică patinată, dispersoare din pîrex auriu lucios și cafeniu lucios degrade.

Apparecchi per interni, struttura in metallo finitura ottone anticato opaco, diffusori in vetro pyrex con finitura sfumata a specchio oro e caffè.

Светильники для интерьера, структура из металла с отделкой под старину патинированной латуни, рассеиватели из блестящего золотистого пирекса и блестящего градиента кофейного цвета.

Beltéri lámpa testek, patinált réz színű fémszerkezet, csillógó arany fényes kávé színű átmenettel pîrex diszperzör.

Серия осветительных тел для интерьера, оборудована с SMD светодиоды, структура от алюминий и металл, боядисана в матово бяло, матово черно, дифузер от бял силикон.

Interiérové svietidlá, matná staromosadzná kovová konštrukcia, difúzory sú z pyrexového skla ktoré majú zrkadlovo zlatý odtieň a zrkadlový kávový odtieň.



01-2778



01-2782

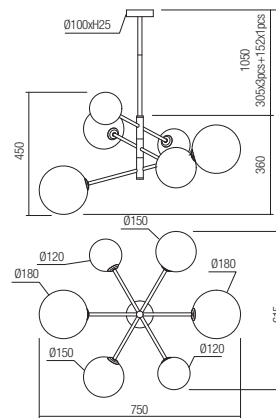
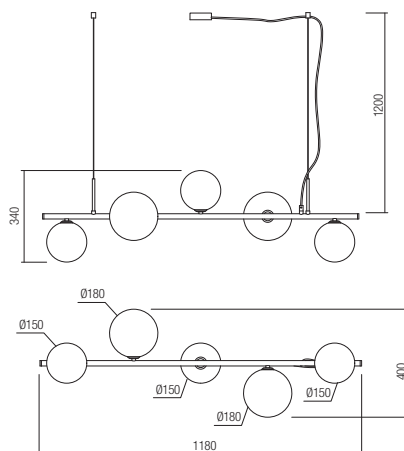
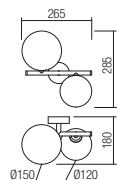


01-2783

art. **01-2778** Mirror Gold and Coffee shadow +Mirror Gold shadow

art. **01-2779** Mirror Gold and Coffee shadow +Mirror Gold shadow

art. **01-2780** Mirror Gold and Coffee shadow +Mirror Gold shadow



Lampholder G9  
Power 2 x max. 10W  
Input 230V, 50Hz

CE IP20

Lampholder G9  
Power 5 x max. 10W  
Input 230V, 50Hz

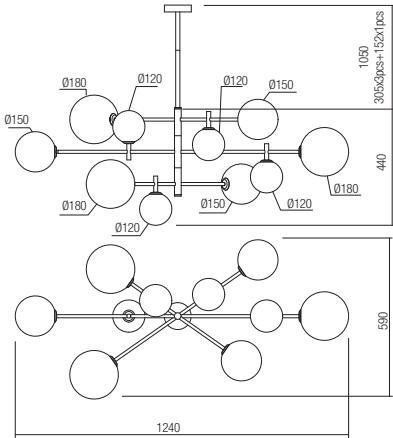
CE IP20

Lampholder G9  
Power 6 x max. 10W  
Input 230V, 50Hz

CE IP20



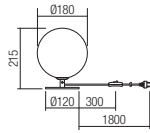
art. **01-2781** Mirror Gold and Coffee shadow  
+Mirror Gold shadow



Lampholder G9  
Power 10 x max. 10W  
Input 230V, 50Hz  
**CE IP20**



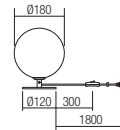
art. **01-2782** Mirror Gold and Coffee shadow



Lampholder G9  
Power 1 x max. 10W  
Input 230V, 50Hz  
**CE IP20**



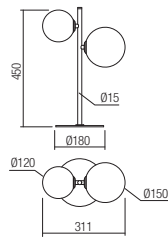
art. **01-2783** Mirror Gold shadow



Lampholder G9  
Power 1 x max. 10W  
Input 230V, 50Hz  
**CE IP20**



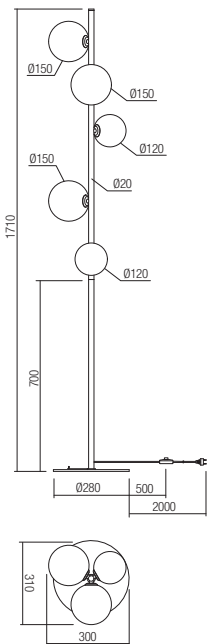
art. **01-2784** Mirror Gold and Coffee shadow  
+Mirror Gold shadow



Lampholder G9  
Power 2 x max. 10W  
Input 230V, 50Hz  
**CE IP20**



art. **01-2785** Mirror Gold and Coffee shadow  
+Mirror Gold shadow



Lampholder G9  
Power 5 x max. 10W  
Input 230V, 50Hz  
**CE IP20**



Berry




01-2273

# Berry




01-2265



01-2269



01-2266



01-2270





01-2272

# Berry



01-2276



01-2279



01-2275



01-2274



01-2276

Berry



01-2280



01-2281

# Berry

Series of lighting fixtures for interior, satin gold metal structure with blown gradually opal shaded glass diffuser or chromed metal structure with blown smoky grey shaded glass diffuser.

Serie de corpuri de iluminat pentru interior, structură din metal finisat auriu mat cu dispersor din sticlă suflată opal degrade sau din metal cromat cu dispersor din sticlă suflată fumuriu degrade.

Serie di apparecchi per interni, struttura in metallo finitura oro opaco con diffusore in vetro soffiato sfumato opale o struttura in metallo cromato con diffusore in vetro soffiato sfumato fumè.

Серия светильников для интерьера, металлическая структура декорирована под матовое золото, рассеиватель из опалового стекла или из хромированного металла с рассеивателем из дымчатого затемненного стекла.

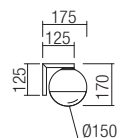
Beltéri lámpatestek, fémszerkezet, matt arany fűvott opál üveggel vagy króm fűvott füst színű üveggel.

Серия осветительных тел для интерьера, металлическая структура в цвет матово золото, с диффузором из издухано опалового стекла или от хромирован металл с диффузором от издухано опалового стекла.

Séria svietidiel pre interiér, kovová konštrukcia v saténovo zlatej farbe s difúzorom z opalového skla alebo kovová konštrukcia v chrómovej farbe s dymovo šedým skleneným difúzorom.



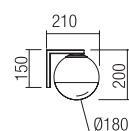
art. **01-2274** Satin Gold/Gradually Opal  
art. **01-2275** Chrome/Gradually Smoke Glass



Lampholder G9  
Power 1 x max. 28W  
Input 230V, 50Hz

CE IP20

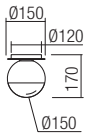
art. **01-2302** Satin Gold/Gradually Opal  
art. **01-2303** Chrome/Gradually Smoke Glass



Lampholder E27  
Power 1 x max. 42W  
Input 230V, 50Hz

CE IP20

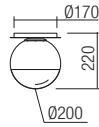
art. **01-2276** Satin Gold/Gradually Opal  
 art. **01-2277** Chrome/Gradually Smoke Glass



Lampholder G9  
 Power 1x max. 28W  
 Input 230V, 50Hz

CE IP20

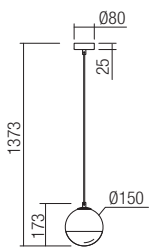
art. **01-2278** Satin Gold/Gradually Opal  
 art. **01-2279** Chrome/Gradually Smoke Glass



Lampholder E27  
 Power 1x max. 42W  
 Input 230V, 50Hz

CE IP20

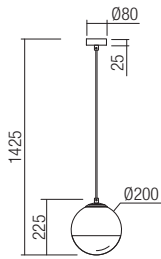
art. **01-2264** Satin Gold/Gradually Opal  
 art. **01-2265** Chrome/Gradually Smoke Glass



Lampholder G9  
 Power 1x max. 28W  
 Input 230V, 50Hz

CE IP20

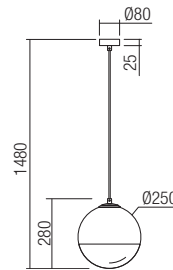
art. **01-2266** Satin Gold/Gradually Opal  
 art. **01-2267** Chrome/Gradually Smoke Glass



Lampholder E27  
 Power 1x max. 42W  
 Input 230V, 50Hz

CE IP20

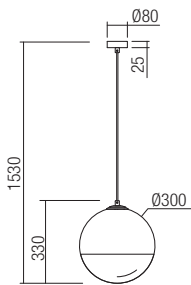
art. **01-2268** Satin Gold/Gradually Opal  
 art. **01-2269** Chrome/Gradually Smoke Glass



Lampholder E27  
 Power 1x max. 42W  
 Input 230V, 50Hz

CE IP20

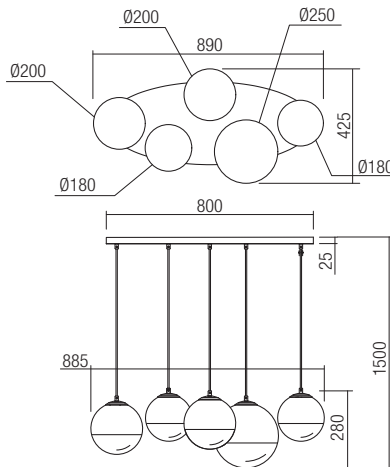
art. **01-2270** Satin Gold/Gradually Opal  
 art. **01-2271** Chrome/Gradually Smoke Glass



Lampholder E27  
 Power 1x max. 42W  
 Input 230V, 50Hz

CE IP20

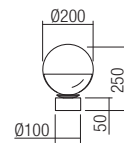
art. **01-2272** Satin Gold/Gradually Opal  
 art. **01-2273** Chrome/Gradually Smoke Glass



Lampholder E27  
 Power 5x max. 42W  
 Input 230V, 50Hz

CE IP20

art. **01-2280** Satin Gold/Gradually Opal  
 art. **01-2281** Chrome/Gradually Smoke Glass



Lampholder E27  
 Power 1x max. 42W  
 Input 230V, 50Hz

CE IP20

# Bowl





01-2077

# Bowl



01-2080



01-2079



Bowl  
321

# Bowl



Series of suspensions for interior, chromed metal structure, blown gradually smoke or gradually copper glass diffusers.

Serie de suspensii pentru interior, structură din metal cromat cu dispersoare din sticlă suflată fumuriu degrade sau cuprată degrade.

Serie di sospensioni per interni, struttura in metallo cromato, diffusori in vetro soffiato sfumato fumè o sfumato ramato.

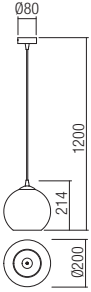
Серия люстр для интерьера, структура из хромированного металла, рассеиватели из стекла с дымчатым или медным напылением.

Beltéri függesztékek, króm fém szerkezet, füst vagy réz színű fúvott üveg diszperzor.

Серия очаквания за интерьер, структура от хромиран метал, с дифузер от издухано опушено или хромирано стъкло.

Séria závesných interiérových svietidiel, chrómovaná kovová štruktúra, sklenené difúzory v dymovej šedej alebo medenej farbe.

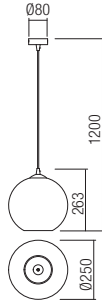
art. **01-2071** Gradually Smoke  
 art. **01-2072** Gradually Copper



Lampholder E27  
 Power 1x max. 42W  
 Input 230V, 50Hz

CE IP20

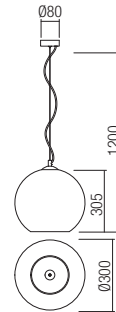
art. **01-2073** Gradually Smoke  
 art. **01-2074** Gradually Copper



Lampholder E27  
 Power 1x max. 42W  
 Input 230V, 50Hz

CE IP20

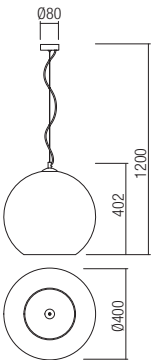
art. **01-2075** Gradually Smoke  
 art. **01-2076** Gradually Copper



Lampholder E27  
 Power 1x max. 42W  
 Input 230V, 50Hz

CE IP20

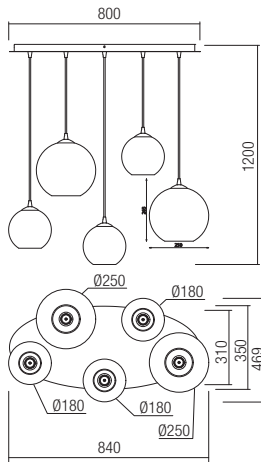
art. **01-2077** Gradually Smoke  
 art. **01-2078** Gradually Copper



Lampholder E27  
 Power 1x max. 42W  
 Input 230V, 50Hz

CE IP20

art. **01-2079** Gradually Smoke  
 art. **01-2080** Gradually Copper



Lampholder E27  
 Power 5x max. 42W  
 Input 230V, 50Hz

CE IP20







Lou








01-2006



01-2007



01-2008



01-2009

# Lou



01-2005



01-2011

01-2010



01-2011

# Lou

Series of indoor lamps, structure in metal and brushed aluminum anodised in black, smoky shaded glass diffusers.

Serie de corpuri pentru interior, structură din metal și aluminiu periat anodizat negru, dispersoare din sticlă fumuriu degrade.

Serie di apparecchi per interni, struttura in metallo e alluminio anodizzato nero, diffusori in vetro sfumato fumè.

Серия светильников для внутреннего освещения, структура из металла и алюминия, анодированного в черный цвет, рассеиватели из дымчатого стекла.

Beltéri lámpatestek, fekete eloxált alumínium és fém szerkezet, füst színű üveg diszperzór.

Серия осветительных тел для интерьера, структура от чистого металла и алюминия, черная анодизированная, диффузоры от опаленого стекла.

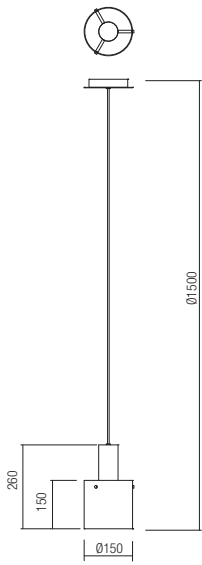
Séria interiérových lúč, štruktúra z kovu a brúseného hliníka eloxovaná v čiernej farbe, dymové sklenené difúzory.



01-2009



art. 01-2006

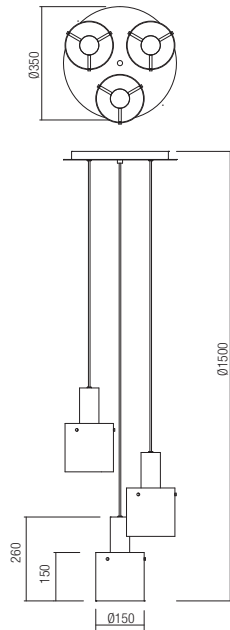


Lampholder E27  
 Power 1 x max. 42W  
 Input 230V, 50Hz

CE IP20



art. 01-2007

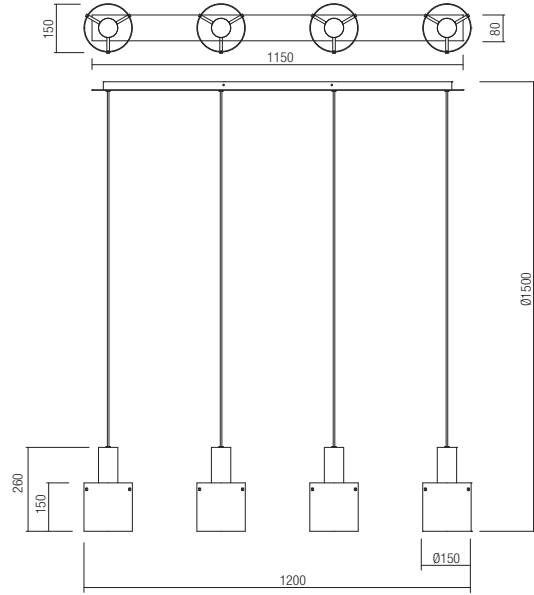


Lampholder E27  
 Power 3 x max. 42W  
 Input 230V, 50Hz

CE IP20



art. 01-2008

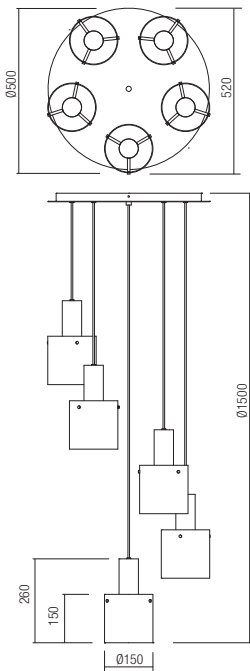


Lampholder E27  
 Power 4 x max. 42W  
 Input 230V, 50Hz

CE IP20



art. 01-2009

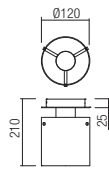


Lampholder E27  
 Power 5 x max. 42W  
 Input 230V, 50Hz

CE IP20



art. 01-2005

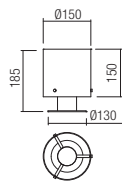


Lampholder E27  
 Power 1 x max. 42W  
 Input 230V, 50Hz

CE IP20



art. 01-2010

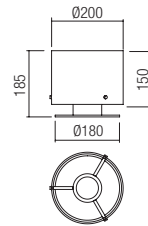


Lampholder E27  
 Power 1 x max. 42W  
 Input 230V, 50Hz

CE IP20



art. 01-2011



Lampholder E27  
 Power 1 x max. 42W  
 Input 230V, 50Hz

CE IP20





01-1819

# Candela

Suspensions for interior equipped with one COB LED, structure of metal and aluminum with matt gold finish or painted in matt black, transparent or smoky blown glass diffuser.

Suspensii pentru interior echipate cu un LED COB, structură din metal și aluminiu finisată auriu mat sau vopsită negru, dispersor din sticlă suflată transparentă sau fumurie.

Sospensioni per interni equipaggiate con un COB LED, struttura in metallo e alluminio oro opaco o nero opaco, diffusore in vetro soffiato trasparente o fumé.

Люстры для интерьера оснащенные светодиодами COB, структура из алюминия и металла отделанного под матовое золото или окрашены в черный цвет, рассеиватель из выдувного прозрачного или дымчатого стекла.

Beltéri függesztékek, COB LED-el szerelve, matt arany vagy fekete fém és fa szerkezet, fújt áttetsző vagy füst színű üveg diszperzór.

Интериорни висящи осветители с COB LED платка, корпус от метал и алуминий с златен или черен мат, прозрачно или опушено духано стъкло.

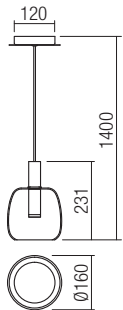
Závesné interiérové svietidlá, vybavené jednou LED COB, kovová a hliníková štruktúra v matnej zlatej alebo matnej čiernej farbe, priehľadné alebo dymové sklenené difúzory.







art. **01-1819** Matt Gold  
art. **01-1820** Matt Black



Led type	COB LED CREE 1 pc x 6,6W
Power	8W
Input	220V-240V. 50/60Hz
Color temperature	3000K
Lumen source	624 lm
Lumen system	470 lm
CRI	80
Not dimmable	

**CE** **IP20**



01-1820

01-1819

**Candela**  
**335**





01-1612

Suspensions for interior, structure of metal painted in matt black, exterior blown transparent glass diffuser and interior opal glass shade.

Suspensii pentru interior, structură din metal vopsit negru mat, dispersor din sticlă suflată transparentă la exterior și dispersor din sticlă opal la interior.


Sospensioni per interni, struttura in metallo verniciato nero opaco, diffusore esterno in vetro soffiato trasparente e diffusore interno in vetro soffiato opale.

Люстры для интерьера, структура из металла окрашенного в черный матовый цвет, рассеиватель из прозрачного выдувного стекла снаружи и опалового стекла внутри.

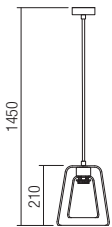
Beltéri függesztékek, matt fekete fémszerkezet, áttetsző fújtt üveg disperzór kívül, opál üveg belül.

Интерьерен осветител, корпус от алуминий и стомана в бял или черен мат, дифузер от бял силикон.

Závesné interiérové svietidlá, konštrukcia kovu lakovaná v matnej čiernej farbe, zvonka sklenený priehľadný difúzor, zvnútra sklenený opálový.

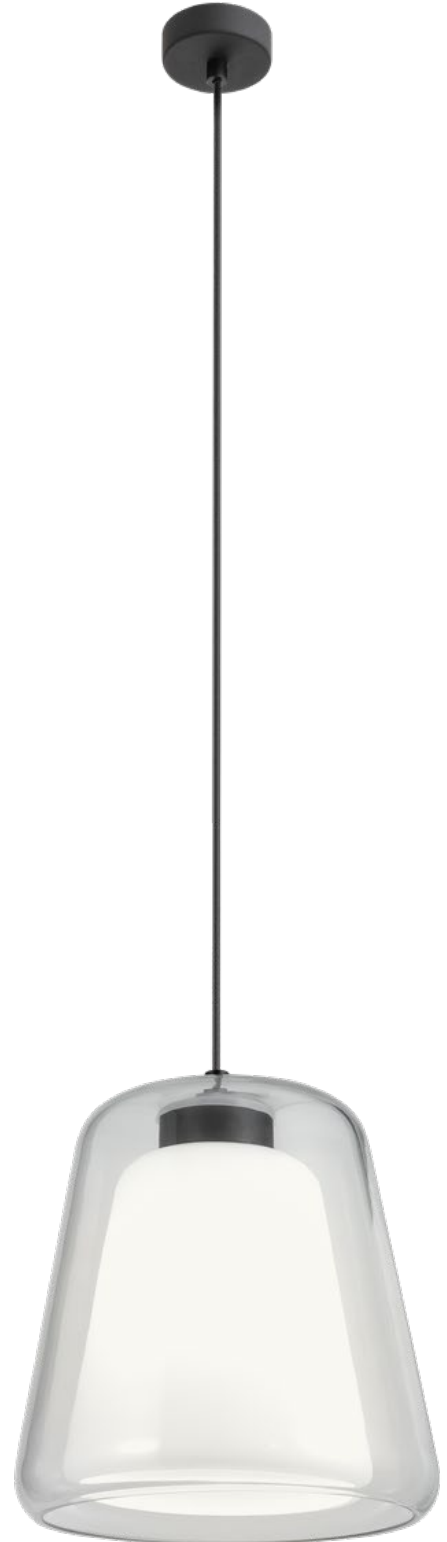


art. **01-1611**

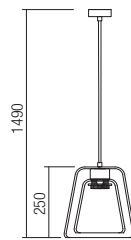


Lampholder E27  
Power 1x max. 42W  
Input 230V, 50Hz

CE IP20



art. **01-1612**



Lampholder E27  
Power 1x max. 42W  
Input 230V, 50Hz

CE IP20

Ola



01-1067

# Ola



Series of suspensions for interior, satin nickel metal structure with opal blown glass diffuser.

Serie de suspensii pentru interior, structură din metal nichel mat, dispersor din sticlă suflată opal.

Serie di sospensioni per interni, struttura in metallo nichel satinato, diffusore in vetro soffiato opale.



Серия подвесок для внутреннего освещения, металлическая конструкция матового никеля, диффузор из выдувного стекла опалового цвета.

Beltéri felfüggesztés sor, mattnikkel fémszerkezettel, opál fúvott üveg diszperzórral.

Серия интерьерни полилеи, структура от метал матов никел, разсейвател от духано стъкло опал.

Séria závesných svietidiel vhodných pre interiér, kovová konštrukcia saténové niklu a opálového fúkaného skleneného tienidla.





art. **01-1064**



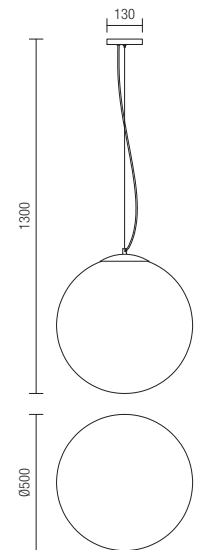
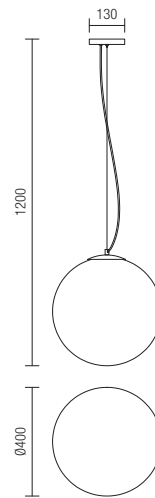
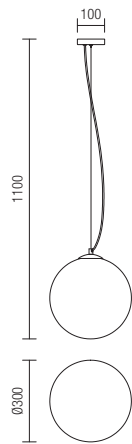
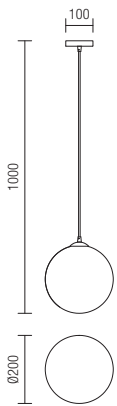
art. **01-1065**



art. **01-1066**



art. **01-1067**



Lampholder E27  
Power 1x max. 42W  
Input 230V, 50Hz

**CE IP20**

Lampholder E27  
Power 1x max. 42W  
Input 230V, 50Hz

**CE IP20**

Lampholder E27  
Power 2x max. 42W  
Input 230V, 50Hz

**CE IP20**

Lampholder E27  
Power 3x max. 42W  
Input 230V, 50Hz

**CE IP20**

Ambix






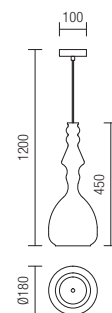


01-2937

01-2938

01-2939

-  art. **01-2937** Gold
-  art. **01-2938** Smoke
-  art. **01-2939** Coffee



Lampholder	E27
Power	1 x max. 42W
Input	230V, 50Hz

CE IP20

Series of suspended light fittings, matt black metal structure with gold, smoky or coffee blown glass diffuser.

Serie de suspensii pentru interior, structură din metal vopsit negru mat cu dispersor din sticlă suflată aurie, fumurie sau cafenie.

Serie di sospensioni per interni, struttura in metallo nero opaco, diffusore in vetro soffiato nelle versioni oro, fumè oppure caffè.

Серия навесных светильников, металлическая структура, с покраской в матовый черный цвет, со стеклянным рассеивателем, с золотистым, дымчатым или кофейным напылением.

Beltéri függesztékek, matt fekete fém szerkezet, arany, füst színű vagy kávé színű fújt üveg diszprzór.

Seria okacwania za interiora, metalna struktura bojadisana v matovo černo s difuzer ot izduhano stьklo v cьvьt zlatisto, izpušeno ili kьfьvьo.

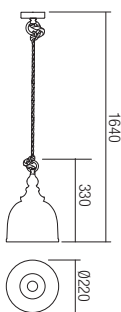
Séria závesných svietidiel, matná čierna kovová konštrukcia s fúkaným skleneným difúzorom vo farbách – zlatá, dymová alebo kávová.

Kashi





art. **01-216**



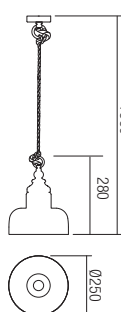
Lampholder	E27
Power	1x max. 42W
Input	230V, 50Hz

CE IP20

Series of suspensions for interior, chromed metal and antique wood structure, diffuser of champagne blown glass, electrical cables covered with natural hemp rope.



art. **01-218**



Lampholder	E27
Power	1x max. 42W
Input	230V, 50Hz

CE IP20

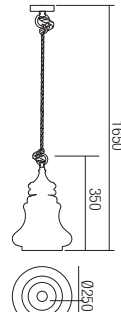
Serie de suspensii pentru interior, structură din metal cromat și lemn antichizat cu dispersor din sticlă suflată champagne, cablu decorativ învelit în funie din cânepă naturală.

Serie di sospensioni per interni, struttura in metallo cromato e legno antichato, diffusore in vetro soffiato champagne, cavi elettrici rivestiti interamente in corda di canapa naturale.

Серия люстр для интерьера, со структурой из хромированного металла и состаренного дерева, рассеиватель из дымчатого стекла или шампанского стекла, кабель декорирован натуральным канатом из конопли.



art. **01-217**



Lampholder	E27
Power	1x max. 42W
Input	230V, 50Hz

CE IP20

Beltéri függeszték család, króm fémszerkezet antikolt fabetéttel, füst színű vagy pezsgő fűjt üveg diszperzór, természetes len bevonatú kábel.

Серия от интериорни пендели, хромирана метална и антична дървена основа, опушено или шампанско издухан стъклен разсейвател, захранващ кабел покрит с натурално конопено въже.

Séria závesných interiárovych svietidiel, kovová chrómová konštrukcia s antikým drevom, sklenené difúzory vo dymová alebo farbe champagne, kábel z prírodného konope.

# Pivot





01-2371

Pivot  
349

# Pivot




01-2369



01-2370





01-2368



# Pivot

Series of orientable light fixtures for indoor, structure and diffuser in metal painted in sand white or sand black, antique brass details.

Serie de corpuri de iluminat orientabile pentru interior, structură și dispersor din metal vopsit alb mat sau negru mat, detalii finisate alamă

Serie di apparecchi orientabili per interni, struttura e diffusore in metallo verniciato bianco opaco o nero opaco, dettagli in ottone anticato.

Серия ориентируемых светильников для интерьера, структура и рассеиватель из металла, покрашенного в матовый белый или матовый черный цвет, с отделанными под старину латунными деталями.

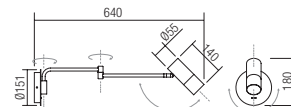
Beltéri mozgatható lámpatestek, matt fehér vagy matt fekete fém szerkezet és diszperzor, réz diszítéssel.

Серия регулируемых тел за освещение, за интерьер, структура и диффузор от метал, боядисан в матово бяло или матово черно, детали с месингов завършек.

Séria orientovateľných, interiérových svietidiel, konštrukcia a difúzor z kovu lakovaného matnou bielou alebo matnou čiernou farbou, starožitnými mosadznými detailmi.



art. **01-2368** Sand White  
art. **01-2369** Sand Black

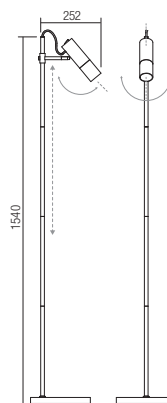


Lampholder GU10  
Power 1x max. 40W  
Input 230V, 50Hz

CE IP20



art. **01-2370** Sand White  
art. **01-2371** Sand Black



Lampholder GU10  
Power 1x max. 40W  
Input 230V, 50Hz

CE IP20



01-2371

Pivot  
353

# Corinth



01-3436



01-3415



# Corinth



01-3432



01-3430



01-3418



01-3431



01-3436

01-3432

01-3456

# Corinth








01-3452

# Corinth



01-3427



01-3420



01-3421



# Corinth



01-3443



01-3442



01-3416



01-3415



01-3441

01-3417

# Corinth

Series of light fixtures for interior, structure of metal and extruded aluminum electrostatically painted in sand white in exterior with matt black details, matt gold in exterior with matt black details or sand black with matt black details.

Serie de corpuri de iluminat pentru interior, structură din metal și aluminiu extrudat vopsită în câmp electrostatic alb mat la exterior cu detalii negru mat, auriu mat la exterior cu detalii negru mat sau negru mat.

Serie di apparecchi per interni, struttura in metallo e alluminio estruso verniciata a polveri bianco opaco all'esterno con dettagli nero opaco, oro opaco all'esterno con dettagli nero opaco o nero opaco.

Серия светильников для интерьера, структура из металла и экструдированного алюминия, с электростатической покраской в матовый белый с внешней стороны, с матовыми черными деталями, матово-золотистого цвета с внешней стороны с матовыми черными деталями или матового черного цвета.

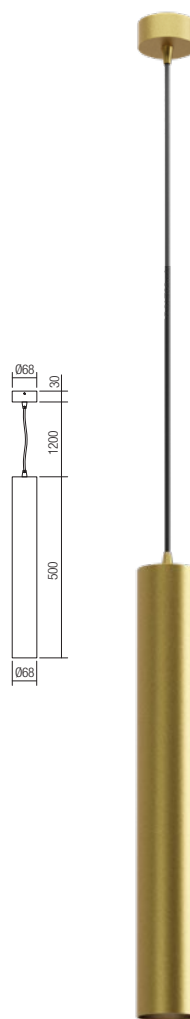
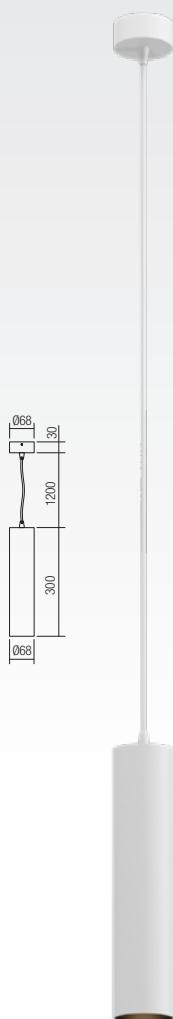
Beltéri világítótestek, elektrosztatikus mezőben festett fém és húzott alumínium szerkezet, matt fehér kívül matt fekete részekkel, matt arany kívül matt fekete részekkel vagy matt fekete.

Серия осветительных тел для интерьера, структура от металла и экструдированного алюминия, боядисана в электростатично поле в матово бяло отвън с матово черни детайли, матово злато отвън с матово черно или матово черни детайли.

Séria interiérových svietidiel, kovová konštrukcia a extrudovaný hliník, elektrostáticky lakované pieskovo bielou farbou s matnými čiernymi detailmi, pieskovo zlatou s matne čiernymi detailmi alebo matne čiernou farbou.

art. **01-3452** Sand White  
art. **01-3453** Matt Gold  
art. **01-3454** Sand Black

art. **01-3455** Sand White  
art. **01-3456** Matt Gold  
art. **01-3457** Sand Black



Lampholder GU10  
Power 1 x max. 7W  
Input 230V, 50Hz

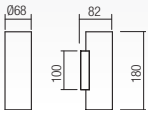
CE IP20

Lampholder GU10  
Power 1 x max. 7W  
Input 230V, 50Hz

CE IP20



art. **01-3413** Sand White  
 art. **01-3414** Matt Gold  
 art. **01-3415** Sand Black

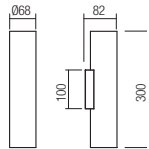


Lampholder GU10  
 Power 2 x max. 7W  
 Input 230V, 50Hz

CE IP20



art. **01-3416** Sand White  
 art. **01-3417** Matt Gold  
 art. **01-3418** Sand Black

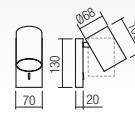


Lampholder GU10  
 Power 2 x max. 7W  
 Input 230V, 50Hz

CE IP20



art. **01-3419** Sand White  
 art. **01-3420** Matt Gold  
 art. **01-3421** Sand Black

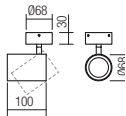


Lampholder GU10  
 Power 1 x max. 7W  
 Input 230V, 50Hz

CE IP20



art. **01-3425** Sand White  
 art. **01-3426** Matt Gold  
 art. **01-3427** Sand Black



Lampholder GU10  
 Power 1 x max. 7W  
 Input 230V, 50Hz

CE IP20



art. **01-3422** Sand White  
 art. **01-3423** Matt Gold  
 art. **01-3424** Sand Black

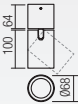


Lampholder GU10  
 Power 1 x max. 7W  
 Input 230V, 50Hz

CE IP20



art. **01-3428** Sand White  
 art. **01-3429** Matt Gold  
 art. **01-3430** Sand Black



Lampholder GU10  
 Power 1 x max. 7W  
 Input 230V, 50Hz

CE IP20



art. **01-3431** Sand White  
 art. **01-3432** Matt Gold  
 art. **01-3433** Sand Black

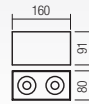


Lampholder GU10  
 Power 1 x max. 7W  
 Input 230V, 50Hz

CE IP20



art. **01-3434** Sand White  
 art. **01-3435** Matt Gold  
 art. **01-3436** Sand Black

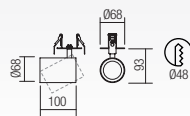


Lampholder GU10  
 Power 2 x max. 7W  
 Input 230V, 50Hz

CE IP20



art. **01-3437** Sand White  
 art. **01-3438** Matt Gold  
 art. **01-3439** Sand Black

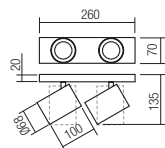


Lampholder GU10  
 Power 1 x max. 7W  
 Input 230V, 50Hz

CE IP20



art. **01-3440** Sand White  
 art. **01-3441** Matt Gold  
 art. **01-3442** Sand Black

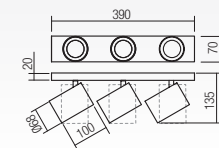


Lampholder GU10  
 Power 2 x max. 7W  
 Input 230V, 50Hz

CE IP20



art. **01-3443** Sand White  
 art. **01-3444** Matt Gold  
 art. **01-3445** Sand Black

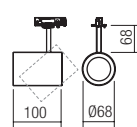


Lampholder GU10  
 Power 3 x max. 7W  
 Input 230V, 50Hz

CE IP20



art. **CX01SWH** Sand White  
 art. **CX01SGD** Matt Gold  
 art. **CX01SBK** Sand Black



Lampholder GU10  
 Power 1 x max. 7W  
 Input 230V, 50Hz

CE IP20



01-3407



01-3395



01-3404







01-3398







01-2587



01-2586



01-2554



01-3412



01-3408



01-2559

# Delphi



01-3403



01-3405




01-3398



01-2549



01-2584



01-2548



Delphi  
371


# Delphi



01-2560



01-2550



01-2550



01-3397



01-2563



01-2560





01-2588

01-2589

# Delphi

Series of light fixtures for interior, structure of metal and extruded aluminum electrostatically painted in sand white in exterior with matt black details, matt gold in exterior with matt black details or sand black.

Serie de corpuri de iluminat pentru interior, structură din metal și aluminiu extrudat vopsită în câmp electrostatic alb mat la exterior cu detalii negru mat, auriu mat la exterior cu detalii negru mat sau negru mat.

Serie di apparecchi per interni, struttura in metallo e alluminio estruso verniciata a polveri bianco opaco all'esterno con dettagli nero opaco, oro opaco all'esterno con dettagli nero opaco o nero opaco.

Серия светильников для интерьера, структура из металла и экструдированного алюминия, с электростатической покраской в матовый белый с внешней стороны, с матовыми черными деталями, матово-золотистого цвета с внешней стороны с матовыми черными деталями или матового черного цвета.

Beltéri világítótestek, elektrosztatikus mezőben festett fém és húzott alumínium szerkezet, matt fehér kívül matt fekete részekkel, matt arany kívül matt fekete részekkel vagy matt fekete.

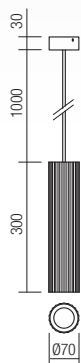
Серия осветительных тел для интерьера, структура от металла и экструдированного алюминия, лакирована в электростатическое поле в матово-белый с внешней стороны с матово-черными деталями, матово-золото с внешней стороны с матово-черными деталями.

Séria interiérových svietidiel, kovová konštrukcia a extrudovaný hliník, elektrostaticky lakované pieskovo bielou farbou s matnými čiernymi detailmi, pieskovo zlatou s matne čiernymi detailmi alebo matne čiernou farbou.



- art. **01-2560** Sand White
- art. **01-2561** Sand Black
- art. **01-2588** Matt Gold

- art. **01-2562** Sand White
- art. **01-2563** Sand Black
- art. **01-2589** Matt Gold

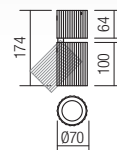


Lampholder GU10  
Power 1x max. 7W  
Input 230V, 50Hz  
CE IP20

Lampholder GU10  
Power 1x max. 7W  
Input 230V, 50Hz  
CE IP20



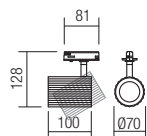
- art. **01-2556** Sand White
- art. **01-2557** Sand Black
- art. **01-2586** Matt Gold



Lampholder GU10  
Power 1x max. 7W  
Input 230V, 50Hz  
CE IP20



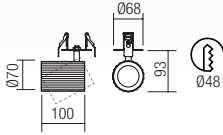
- art. **01-2558** Sand White
- art. **01-2559** Sand Black
- art. **01-2587** Matt Gold



Lampholder GU10  
Power 1x max. 7W  
Input 230V, 50Hz  
CE IP20



art. **01-3398** Sand White  
 art. **01-3400** Sand Black  
 art. **01-3399** Matt Gold

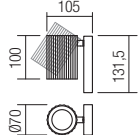


Lampholder GU10  
 Power 1 x max. 7W  
 Input 230V, 50Hz

CE IP20




art. **01-2548** Sand White  
 art. **01-2549** Sand Black  
 art. **01-2582** Matt Gold

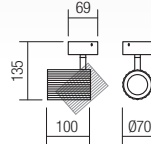


Lampholder GU10  
 Power 1 x max. 7W  
 Input 230V, 50Hz

CE IP20



art. **01-2552** Sand White  
 art. **01-2553** Sand Black  
 art. **01-2584** Matt Gold



Lampholder GU10  
 Power 1 x max. 7W  
 Input 230V, 50Hz

CE IP20



art. **01-2554** Sand White  
 art. **01-2555** Sand Black  
 art. **01-2585** Matt Gold

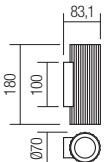


Lampholder GU10  
 Power 1 x max. 7W  
 Input 230V, 50Hz

CE IP20



art. **01-2550** Sand White  
 art. **01-2551** Sand Black  
 art. **01-2583** Matt Gold

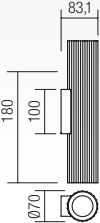


Lampholder GU10  
 Power 2 x max. 7W  
 Input 230V, 50Hz

CE IP20




art. **01-3395** Sand White  
 art. **01-3397** Sand Black  
 art. **01-3396** Matt Gold



Lampholder GU10  
 Power 2 x max. 7W  
 Input 230V, 50Hz

CE IP20




art. **01-3407** Sand White  
 art. **01-3409** Sand Black  
 art. **01-3408** Matt Gold

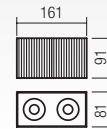


Lampholder GU10  
 Power 1 x max. 7W  
 Input 230V, 50Hz

CE IP20



art. **01-3410** Sand White  
 art. **01-3412** Sand Black  
 art. **01-3411** Matt Gold

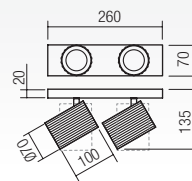


Lampholder GU10  
 Power 2 x max. 7W  
 Input 230V, 50Hz

CE IP20



art. **01-3401** Sand White  
 art. **01-3403** Sand Black  
 art. **01-3402** Matt Gold

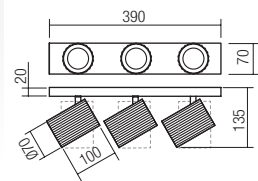


Lampholder GU10  
 Power 2 x max. 7W  
 Input 230V, 50Hz

CE IP20



art. **01-3404** Sand White  
 art. **01-3406** Sand Black  
 art. **01-3405** Matt Gold



Lampholder GU10  
 Power 3 x max. 7W  
 Input 230V, 50Hz

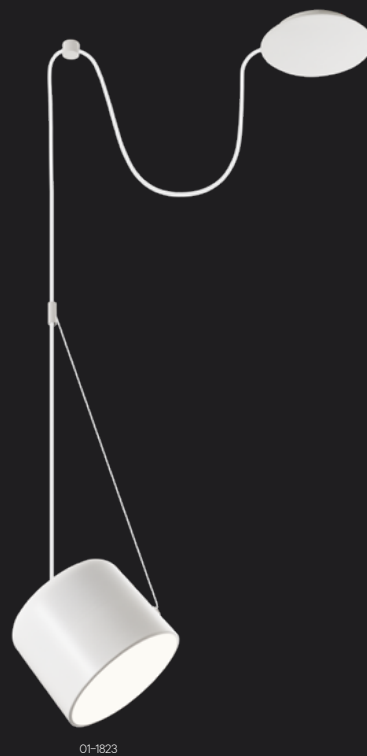
CE IP20

# Dodo



01-1828

# Dodo





01-1828



01-1826